

**HUTCHINSON COMMUNITY COLLEGE
AND AREA VOCATIONAL SCHOOL**

**Financial Statements
With
Independent Auditor's Report**

June 30, 2012

Hutchinson Community College and Area Vocational School

June 30, 2012

TABLE OF CONTENTS

	<u>Page</u>
Independent Auditor's Report	1 - 2
Management's Discussion and Analysis	3 - 12
Basic Financial Statements:	
Statement of Net Assets	13
Statement of Revenues, Expenses and Changes in Net Assets	14
Statement of Cash Flows	15
Notes to Financial Statements	16 - 30
Required Supplementary Information	
Other Post Employment Benefits	31
Supplementary Information:	
Schedule of Cash Receipts and Expenditures – Budget and Actual – Budgetary Basis:	
General Fund	32
Vocational Education Fund	33
Adult Education Fund	34
Adult Supplementary Fund	35
Motorcycle Driver Safety Fund	36
Capital Outlay Fund	37
Revenue Bond Fund	38
Auxiliary Enterprise Funds - Combined	39
Student Service Enterprise Funds	40
Academic Enterprise Funds	41
Central Administrative Service Funds	42
Single Audit Section:	
Schedule of Expenditures of Federal Awards	43
Report on Internal Control and on Compliance - Government Auditing Standards	44 - 45
Report on Compliance and on Internal Control - OMB Circular A-133	46 - 47
Schedule of Findings and Questioned Costs	48 - 49
Summary Schedule of Prior Year Audit Findings	50



SWINDOLL
JANZEN
HAWK &
LOYD, LLC

Certified Public Accountants

McPherson Office
123 South Main
P.O. Box 1337
McPherson, KS 67460-1137
620.241.1826 office
888.241.1826 toll
620.241.6926 fax

Hutchinson Office
129 West 2nd, Suite A
P.O. Box 2889
Hutchinson, KS 67504-2889
620.662.3358 office
888.414.0123 toll
620.662.3350 fax

INDEPENDENT AUDITOR'S REPORT

Board of Trustees
Hutchinson Community College and Area Vocational School
Hutchinson, Kansas

We have audited the accompanying financial statements of the Hutchinson Community College and Area Vocational School (College) and its discretely presented component unit as of and for the year ended June 30, 2012, which collectively comprise the College's basic financial statements as listed in the table of contents. These financial statements are the responsibility of the College's management. Our responsibility is to express an opinion on these financial statements based on our audit.

We conducted our audit in accordance with auditing standards generally accepted in the United States of America, the standards applicable to financial audits contained in *Government Auditing Standards*, issued by the Comptroller General of the United States, and the *Kansas Municipal Audit Guide*. Those standards require that we plan and perform the audit to obtain reasonable assurance about whether the financial statements are free of material misstatement. The financial statements of the Hutchinson Community College Endowment Association were not audited in accordance with *Government Auditing Standards*. An audit includes examining, on a test basis, evidence supporting the amounts and disclosures in the financial statements. An audit also includes assessing the accounting principles used and significant estimates made by management, as well as evaluating the overall financial statement presentation. We believe that our audit provides a reasonable basis for our opinions.

In our opinion, the financial statements referred to above present fairly, in all material respects, the respective financial position of the College and of its discretely presented component unit as of June 30, 2012, and the respective changes in the financial position and cash flows for the year then ended, in conformity with accounting principles generally accepted in the United States of America.

In accordance with *Government Auditing Standards*, we have also issued our report dated December 1, 2012, on our consideration of the College's internal control over financial reporting and on our tests of its compliance with certain provisions of laws, regulations, contracts, grant agreements and other matters. The purpose of that report is to describe the scope of our testing of internal control over financial reporting and compliance and the results of that testing, and not to provide an opinion on the internal control over financial reporting or on compliance. That report is an integral part of an audit performed in accordance with *Government Auditing Standards* and should be considered in assessing the results of our audit.

Accounting principles generally accepted in the United States of America require that the management's discussion and analysis information on pages 3 through 12 be presented to supplement the basic financial statements. Such information, although not a part of the basic financial statements, is required by the Governmental Accounting Standards Board, who considers it to be an essential part of financial reporting for placing the basic financial statements in an appropriate operational, economic, or historical context. We have applied certain limited procedures to the required supplementary information in accordance with auditing standards generally accepted in the United States of America, which consisted of inquiries of management about the methods of preparing the information and comparing the information for consistency with management's responses to our inquiries, the basic financial statements, and other knowledge we obtained during our audit of the basic financial statements. We do not express an opinion or provide assurance on the information because the limited procedures do not provide us with sufficient evidence to express an opinion or provide an assurance.

Our audit was conducted for the purpose of forming opinions on the financial statements that collectively comprise the College's basic financial statements as a whole. The individual fund financial statements are presented for purposes of an additional analysis and are not a required part of the financial statements. The accompanying schedule of expenditures of federal awards is presented for purposes of additional analysis as required by U.S. Office of Management and Budget Circular A-133, *Audits of States, Local Governments, and Non-Profit Organizations*, and is also not a required part of the financial statements. The individual fund financial statements and the schedule of expenditures of federal awards are the responsibility of management and were derived from and relate directly to the underlying accounting and other records used to prepare the financial statements. The information has been subjected to the auditing procedures applied in the audit of the financial statements and certain additional procedures, including comparing and reconciling such information directly to the underlying accounting and other records used to prepare the financial statements or to the financial statements themselves, and other additional procedures in accordance with auditing standards generally accepted in the United States of America. In our opinion, the information is fairly stated in all material respects in relation to the financial statements as a whole.

Swindoll, Janzen, Hawk & Loyd, LLC

Swindoll, Janzen, Hawk, & Loyd, LLC

December 1, 2012

Management's Discussion and Analysis

Introduction:

Hutchinson Community College and Area Vocational School is proud to present its financial statements for the fiscal year 2012. The following discussion and analysis of the financial performance and activity of Hutchinson Community College and Area Vocational School (The College) is to provide an introduction to and an understanding of the basic financial statements of the College for the year ended June 30, 2012 with selected comparative information for the years ended June 30, 2010 and June 30, 2011. This discussion focuses on the current activities, resulting changes, and currently known facts. This discussion should be read in conjunction with the College's basic financial statements and the footnotes to those financial statements. The College is solely responsible for the completeness and accuracy of this information.

Using the Annual Report:

Beginning with the financial statements for the fiscal year ended June 30, 2003, GASB 34 required a change in the way financial information is presented for state and local governments. GASB 35 merely amends GASB 34 and makes it apply to public colleges and universities. The purpose of GASB 34/35 is to make the financial statement presentation of public entities more closely resemble or emulate that of non-public for-profit enterprises. The hope is that it will "enhance the understandability of the general purpose external financial reports." This approach is intended to summarize and simplify the user's analysis of costs of various College services to students and the public. The purpose for conversion to the GASB 34/35 model is usability and understandability. One way the new model will enhance understandability is by bringing the activities under one consolidated total known as the Government-Wide Financial Statements. The annual financial report will include the basic financial statements and required supplementary information. An additional requirement of GASB 34/35 is the presentation of component units. Further information on the component unit is available upon request from the Hutchinson Community College Endowment Association.

Basic financial statements are comprised of two parts:

1. Basic Financial Statements – These include Statement of Net Assets; Statement of Revenues, Expenses, and Changes in Net Assets; and the Statement of Cash Flows. These statements present the results on a single measurement focus and basis of accounting.
 - a. The Statement of Net Assets is designed to be similar to bottom line results for the College. This statement combines and consolidates current financial resources (short-term expendable resources) with capital assets.
 - b. The Statement of Revenues, Expenses, and Changes in Net Assets focuses on both the gross costs and the net costs of College activities which are supported mainly by property taxes and by state and other revenues.
 - c. The Statement of Cash Flows provides information about the cash receipts and disbursements of an entity during a period.

2. The Notes to the Basic Financial Statements are an integral and essential portion of the financial statements.

Required Supplementary Information:

Management Discussion and Analysis (MD&A) - This is information required by standards to be presented but is not part of the basic financial statements.

Highlights to the Financial Statements:

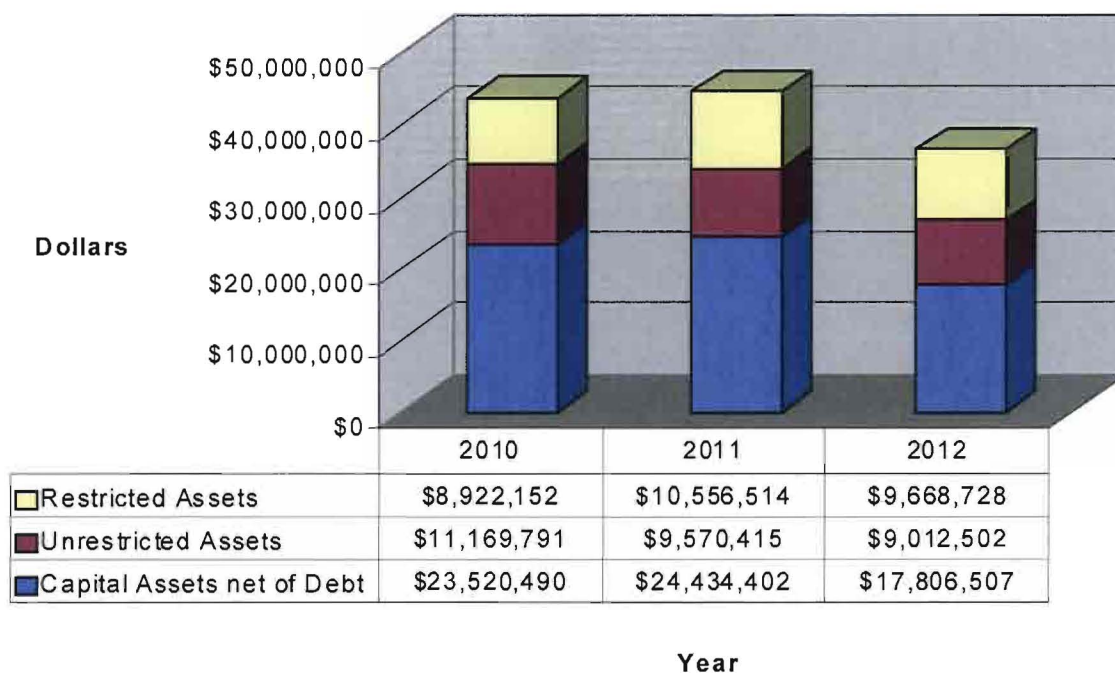
Statement of Net Assets

Comparison Net Assets – Fiscal Year 2010, 2011, and 2012

The Statement of Net Assets presents the assets, liabilities, and net assets of the College as of the end of the fiscal year. The Statement of Net Assets is a point of time financial statement. The purpose of the Statement of Net Assets is to present to the readers of the financial statements a fiscal snapshot of the College. The Statement of Net Assets presents end-of-year data concerning Assets (current and noncurrent), Liabilities (current and noncurrent), and Net Assets (Assets minus Liabilities). The difference between current and noncurrent assets is as follows: current assets are those assets that are expected to be used or consumed within one year. Noncurrent assets are those assets that are expected to provide value for greater than one year.

Net assets declined during the current fiscal year 2012 from \$43,612,433 in 2010 and \$44,561,331 in 2011 to \$36,487,737 for a decrease of \$8,073,594. The most significant cause of this decrease is a decrease in capital assets net of depreciation of \$8,196,857. The college purchased and deployed a new fixed asset system during the 2012 fiscal year. Per the College Board of Trustee policy all fixed assets greater than \$500 to \$5,000 are to be recorded as fixed assets and expensed in the current period. Only assets over \$5,000 are depreciated. As a function of implementation of the new fixed asset system, all assets between \$500 and \$5,000 which were previously recorded as fixed assets and not expensed in the appropriate current period were moved to a non-depreciation status on the new software, which required their write down at full book value. This write down resulted in a prior period adjustment \$6,547,527.

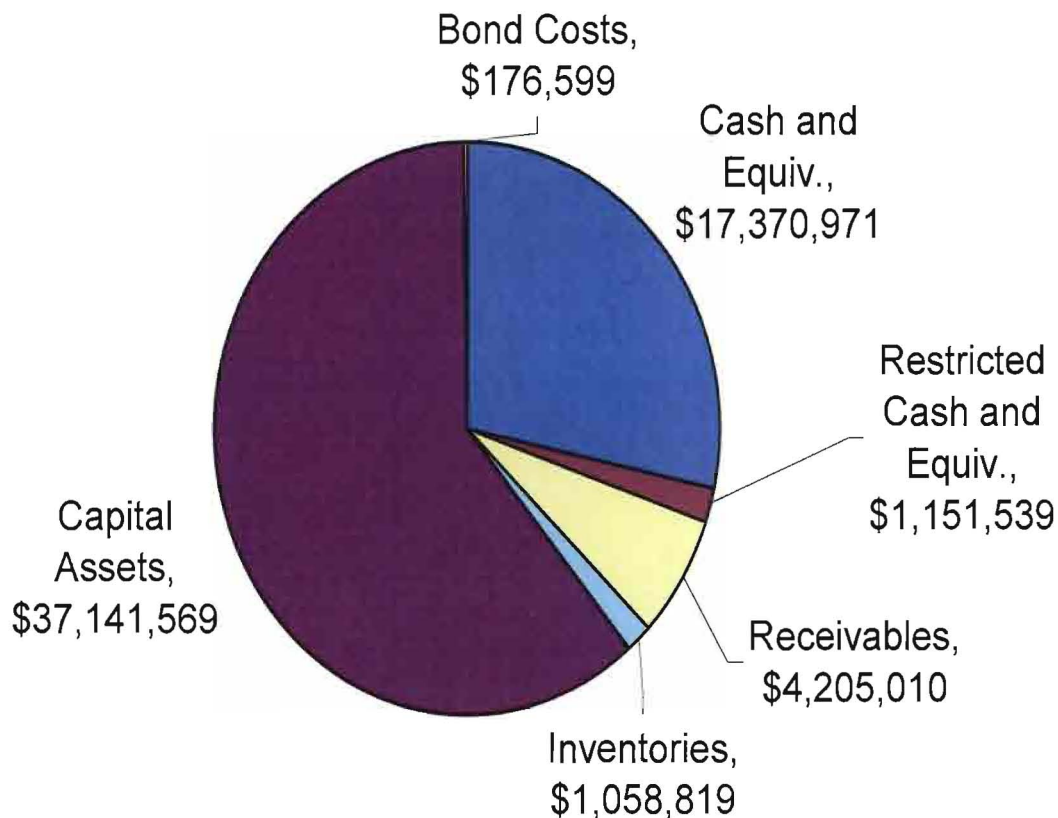
Breakdown of Net Assets



Total break down of assets between current and noncurrent classification for 2010 thru 2012 is as follows:



Total Assets by Category 2012



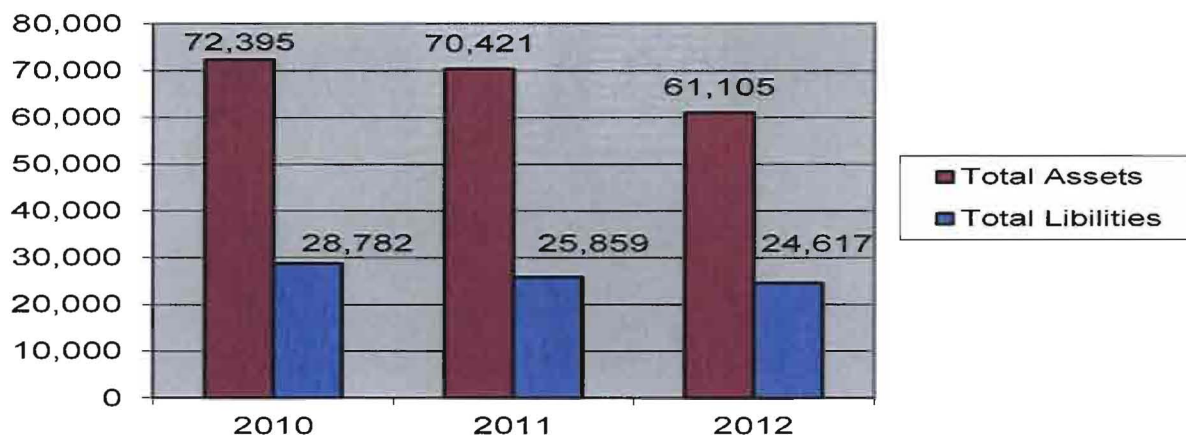
Of the \$61,104,507 in total assets, approximately 28.4% are in cash and cash equivalents and capital assets represent 60.8% of total assets.

Comparison of Liabilities

	% Total 2009	2010	% Total 2010	2011	% Total 2011	2012	% Total 2012
Current Liabilities	22.95%	7,473,657	25.97%	6,079,481	23.51%	6,293,871	25.57%
Noncurrent Liabilities	77.05%	21,308,688	74.03%	19,779,820	76.49%	18,322,899	74.43%
Total Liabilities	100.00%	28,782,345	100.00%	25,859,301	100.00%	24,616,770	100.00%

Noncurrent liabilities in 2012 are related to revenue bonds payable, payments due to the Kansas Board of Regents under the zero interest deferred maintenance loan program, and as a result of the College entering into a Energy Conservation Measures lease with Honeywell, Inc. Current liabilities consist primarily of: accounts payable and accrued liabilities, deposits held in custody for others, the current portions of revenue bonds payable and the Kansas Board of Regents loan.

Comparison of Assets and Liabilities (in 000)



Total liabilities decreased from \$28,782,345 in 2010 and \$25,859,301 in 2011 to \$24,616,770 in 2012. Total assets increased in 2010 over 2011 to a total of \$72,394,778 and decreased in 2011 to \$70,420,632 and to \$61,104,507 in 2012. The asset to liability ratio (total assets/total liabilities) was 2.52 in 2010, 2.72 in 2011, and 2.48 in 2012.

Results of Operations Fiscal Year 2012

Statement of Revenues, Expenses and Changes in Net Assets

Changes in total net assets as presented on the Statement of Net Assets are based on the activity presented in the Statement of Revenues, Expenses, and Changes in Net Assets. The purpose of this statement is to present the revenues received by the institution, both operating and nonoperating, and the expenses paid by the institution, operating and nonoperating, and any other revenues, expenses, gains and losses received or spent by the institution.

Generally speaking, operating revenues are received for providing goods and services to the various customers and constituencies of the institution. Operating expenses are those expenses paid to acquire or produce the goods and services provided in return for the operating revenues, and to carry out the mission of the institution. Nonoperating revenues are revenues received for which goods and services are not provided. For example, state appropriations are nonoperating because they are provided by the legislature to the institution without the legislature directly receiving commensurate goods and services for those revenues.

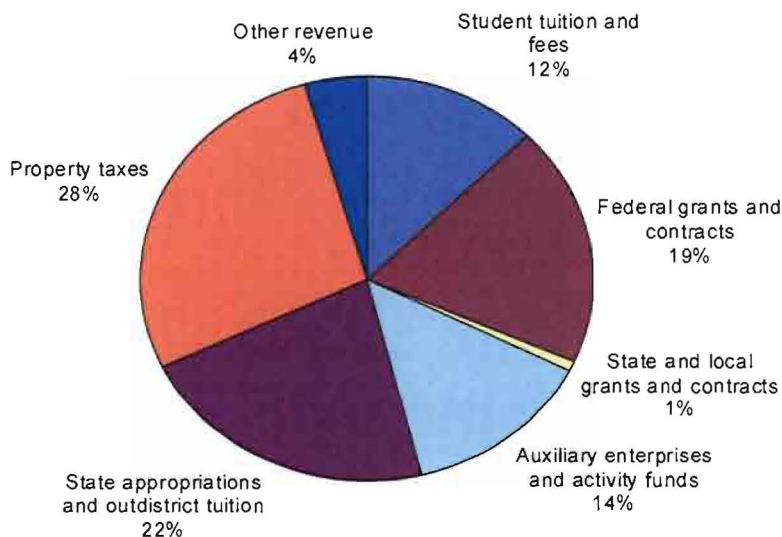
Revenue

Components and sources of revenue:

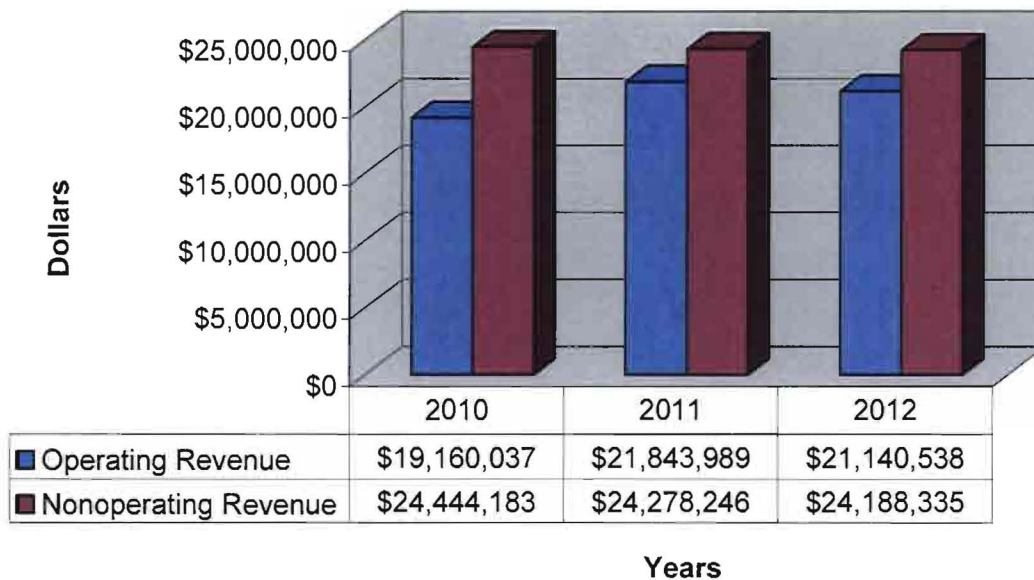
The College receives revenue from a number of sources. They are in broad terms: The State of Kansas, Federal Government, students--in the form of tuition and fees, local taxpayers--by way of property taxes, through business style auxiliary enterprises, private gifts and grants, as well as other operating revenue. These sources are relatively stable from year to year as a percentage of the total. In the fiscal year ended June 30, 2012 the College experienced an increase in state revenue and decrease in property tax revenue.

Source	2010	% Total 2010	2011	% Total 2011	2012	% Total 2012
Student tuition and fees	5,143,818	11.80%	5,570,882	12.08%	5,657,975	12.48%
Federal grants and contracts	7,531,277	17.27%	8,910,362	19.32%	8,756,821	19.32%
State and local grants and contracts	313,797	0.72%	313,164	0.68%	267,312	0.59%
Auxiliary enterprises and activity funds	5,837,376	13.39%	6,098,781	13.22%	6,183,893	13.64%
State appropriations and outdistrict tuition	9,485,616	21.75%	9,820,124	21.29%	9,866,033	21.77%
Property taxes	12,919,447	29.63%	12,838,320	27.84%	12,610,440	27.82%
Other revenue	2,372,889	5.44%	2,570,602	5.57%	1,986,399	4.38%
Total revenue	43,604,220	100.00%	46,122,235	100.00%	45,328,873	100.00%

Percentage of Revenue by Source 2012



Total Revenue Breakdown 2010 - 2012

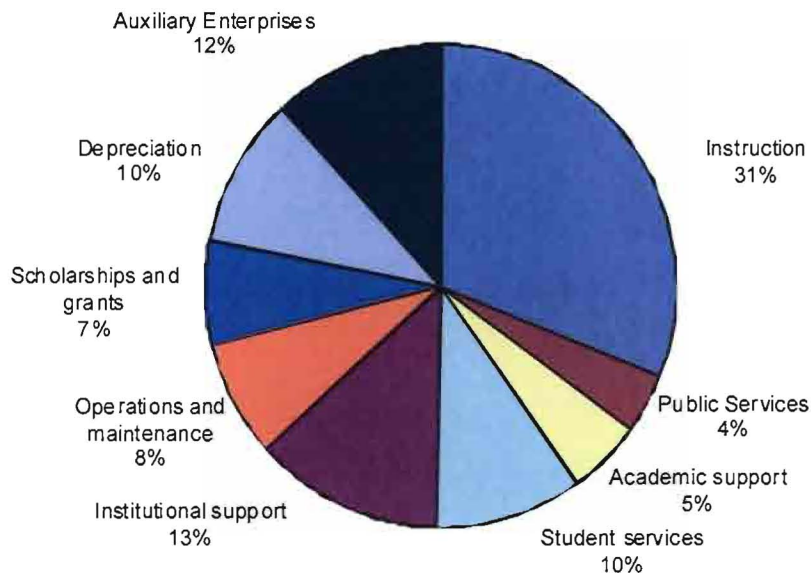


Expenses

Detail of the 2010 thru 2012 Education and General, and Auxiliary Enterprises operating and nonoperating expenditures:

	2010	% Total 2010	2011	% Total 2011	2012	% Total 2012
Operating Expenses						
Instruction	13,295,386	31.59%	14,256,500	31.56%	14,244,199	30.40%
Public Services	1,920,758	4.56%	1,934,902	4.28%	1,823,274	3.89%
Academic support	2,026,001	4.81%	2,058,998	4.56%	2,346,600	5.01%
Student services	4,266,414	10.14%	4,550,417	10.07%	4,619,094	9.86%
Institutional support	5,083,004	12.08%	5,362,621	11.87%	5,976,403	12.76%
Operations and maintenance	3,174,598	7.54%	3,010,108	6.66%	3,554,842	7.59%
Scholarships and grants	3,459,071	8.22%	4,579,514	10.14%	3,217,280	6.87%
Depreciation	3,036,731	7.22%	3,040,017	6.73%	4,600,141	9.82%
Auxiliary Enterprises	4,993,945	11.87%	5,194,781	11.50%	5,428,773	11.59%
Subtotal	41,255,908	98.02%	43,987,858	97.38%	45,810,606	97.77%
Nonoperating Expenses						
Interest on Capital asset-related debt	767,802	1.82%	753,206	1.67%	723,198	1.54%
Loss on Disposal of Capital Assets	64,162	0.15%	432,273	0.96%	321,136	0.69%
Subtotal	831,964	1.98%	1,185,479	2.62%	1,044,334	2.23%
Total Expenses	42,087,872	100.00%	45,173,337	100.00%	46,854,940	100.00%

2012 Percentage of Operating Expenses By Category



Statement of Cash Flows


The final statement presented by the College is the Statement of Cash Flows. The Statement of Cash Flows presents detailed information about the cash activity of the institution during the year.

The statement is divided into five parts. The first part deals with operating cash flows and shows the net cash used by the operating activities of the institution. The second section reflects cash flows from noncapital financing activities. This section reflects the cash received and spent for nonoperating, noninvesting, and noncapital financing purposes. The third section reflects the cash flows from capital and related financing activities. This section deals with the cash used for the acquisition and construction of capital and related items. The fourth section deals with cash flows from investing activities and shows the interest received from investing activities. The fifth section reconciles the net cash used to the operating income or loss reflected on the Statement of Revenues, Expenses, and Changes in Net Assets.

Summary Statement of Cash Flows information

	2010	2011	2012
Net Cash Provided (used) by:			
Operating Activities	(17,844,147)	(17,224,155)	(19,260,483)
Noncapital financing activities	22,082,481	21,321,972	21,444,413
Capital and related financing activities	(4,090,100)	(3,703,739)	(3,403,716)
Investing activities	43,169	31,543	23,290
Net Change in Cash	191,403	425,621	(1,196,496)
Cash Beginning of year	19,101,982	19,293,385	19,719,006
Cash end of year	19,293,385	19,719,006	18,522,510

End of Year Cash 2010-2012



Summary of Overall Performance

The College completed another solid performance for the fiscal year ended June 30, 2012. Its financial condition continues to be strong. The current year write down of fixed assets, while it impacted the total assets, was a nonoperating and noncash event that did not impact current year operations and will not impact future performance. Cash balances finished the year slightly below the fiscal year 2011 balances. This decrease in cash balances was anticipated by College administration as the College continues to pay down the State of Kansas PEI program balances. Combined operating and nonoperating revenue and operating expenses for 2012 were very comparable to the same measures in 2010 and 2011. Enrollment continues to remain strong for the College year over year. Auxiliary Enterprises also continued to perform very well during the fiscal year under review. Considering the flattening experienced in state appropriations this fiscal year's performance demonstrates the agility and resiliency of Hutchinson Community College.

Capital Assets and Long-term Debt Activities:

The College purchased the former Quest center located at 1 East 9th in Hutchinson Kansas. This building and property are contiguous with Davis Hall which currently houses several of the College allied health programs. It is intended that the Quest Center be renovated to provide expanded space for the College Allied Health Center of Excellence. Initial planning for renovation and program relocation also began this year. The renovation of the Quest Center is expected to take approximately one year and is scheduled to be finished in the fall of 2013. A number of campus safety improvements were made as well with the replacement of the main sidewalk on the North side of Lockman Hall and a campus lighting project on the North and West sides of Lockman Hall. This was again a busy and exciting year for Hutchinson Community College infrastructure improvement.

Even amid the turmoil and uncertainty facing the College due, in part, to the State of Kansas's economic situation, the future continues to be positive for Hutchinson Community College and Area Vocational School. The College's student centered, service oriented approach to community college education continues to pay the dividend of strong credit enrollment. The market driven business and industry noncredit offerings continue to grow and expand as the College serves the needs of that segment of the market. Hutchinson Community College and Area Vocational School is truly striving to be the premier, two-year educational institution in Kansas and continues to expand its tradition of excellence through learning and collaboration.

Carter L. File, CPA, MBA
Vice President of Finance and Operations

BASIC FINANCIAL STATEMENTS

Hutchinson Community College and Area Vocational School

**Statement of Net Assets
June 30, 2012**

	<u>Hutchinson Community College</u>	<u>Component Unit HCC Endowment</u>
ASSETS		
Current Assets		
Cash and cash equivalents	\$ 17,370,971	\$ 592,318
Restricted cash and cash equivalents (bond proceeds)	1,151,539	-
Investments	-	3,464,508
Receivables - federal and state grants and contracts	1,589,992	-
Receivables - students (net of allowance of (198,500))	617,368	-
Receivables - other	220,678	55,011
Inventories	<u>1,058,819</u>	<u>-</u>
Total current assets	<u>22,009,367</u>	<u>4,111,837</u>
Noncurrent Assets		
Investments	-	4,870,612
Receivables - students (net of allowance of \$1,486,500)	1,776,972	-
Receivables - other	-	23,143
Capital assets, net of accumulated depreciation	37,141,569	-
Bond costs, net of accumulated amortization	176,599	-
Beneficial interest in trusts	<u>-</u>	<u>1,457,624</u>
Total noncurrent assets	<u>39,095,140</u>	<u>6,351,379</u>
TOTAL ASSETS	<u>\$ 61,104,507</u>	<u>\$ 10,463,216</u>
LIABILITIES		
Current Liabilities		
Accounts payable and accrued expenses	\$ 759,626	\$ 536
Deposits held in custody for others	3,178,908	-
Deferred revenue	97,258	-
Accrued interest payable	224,629	-
Compensated absences payable	287,939	-
Early retirement benefits payable	63,485	-
Capital lease obligations	542,302	-
Loan payable - Kansas Board of Regents	1,019,724	-
Revenue bonds	<u>120,000</u>	<u>-</u>
Total current liabilities	<u>6,293,871</u>	<u>536</u>
Noncurrent Liabilities		
Compensated absences payable	103,301	-
Early retirement benefits payable	75,706	-
Other postemployment benefits payable	545,256	-
Capital lease obligations	7,597,150	-
Loan payable - Kansas Board of Regents	3,581,486	-
Revenue bonds	<u>6,420,000</u>	<u>-</u>
Total noncurrent liabilities	<u>18,322,899</u>	<u>-</u>
TOTAL LIABILITIES	<u>24,616,770</u>	<u>536</u>
NET ASSETS		
Invested in capital assets, net of related debt	17,806,507	-
Restricted for:		
Nonexpendable - endowments	-	6,630,026
Expendable:		
Capital outlay	7,932,575	-
Restricted funds	39,850	3,832,654
Revenue bond debt retirement	1,696,303	-
Unrestricted	<u>9,012,502</u>	<u>-</u>
Total net assets	<u>36,487,737</u>	<u>10,462,680</u>
TOTAL LIABILITIES AND NET ASSETS	<u>\$ 61,104,507</u>	<u>\$ 10,463,216</u>

The accompanying notes are an integral part of these financial statements.

Hutchinson Community College and Area Vocational School

**Statement of Revenues, Expenses, and Changes in Net Assets
For the Year Ended June 30, 2012**

	Hutchinson Community College	Component Unit HCC Endowment
OPERATING REVENUES		
Student tuition and fees	\$ 9,211,600	\$ -
Less allowances for institutional scholarships	(40,282)	-
Less allowances for federal grants	(3,513,343)	-
Net student source revenue	5,657,975	-
Federal sources	8,756,821	-
State sources	192,980	-
County sources	17,600	-
Local sources	56,732	-
Auxiliary enterprises:		
Residential life (net of scholarship allowances of \$0; revenues are used as security for revenue bond series 2004)	1,361,860	-
Campus store (net of sales discounts of \$290,072; revenues are used as security for revenue bond series 2004)	2,558,559	-
Union (revenues are used as security for revenue bond series 2004)	1,233,152	-
Other auxiliary enterprises	1,030,322	-
Private gifts and grants	68,322	-
Other operating revenues	206,215	325,647
Total operating revenues	21,140,538	325,647
OPERATING EXPENSES		
Educational and General:		
Instruction	14,244,199	-
Public service	1,823,274	-
Academic support	2,346,600	-
Student services	4,619,094	-
Institutional support	4,077,221	1,080,001
KPERS contribution paid directly by the State of Kansas	1,899,182	-
Operations and maintenance of plant	3,554,842	-
Depreciation and amortization	3,217,280	-
Scholarships and grants	4,600,141	-
Auxiliary Enterprises:		
Residential life	1,006,114	-
Campus store	2,224,525	-
Union	993,993	-
Other auxiliary enterprises	1,204,141	-
Total operating expenses	45,810,606	1,080,001
Operating income (loss)	(24,670,068)	(754,354)
NONOPERATING REVENUES (EXPENSES)		
State appropriations	7,966,851	-
State contribution directly to the KPERS retirement system	1,899,182	-
Local sources	12,610,440	-
Private grants and gifts	889,321	1,383,649
Loss on disposal of capital assets	(321,136)	-
Investment income	23,543	28,494
Interest on capital asset-related debt	(723,198)	-
Net nonoperating revenues (expenses)	22,345,003	1,412,143
Income before other revenues	(2,325,065)	657,789
Capital grants and gifts	798,998	-
Net increase (decrease) in net assets	(1,526,067)	657,789
NET ASSETS		
Net assets - beginning of year	44,561,331	9,804,891
Prior period adjustment	(6,547,527)	-
Net assets - end of year	\$ 36,487,737	\$ 10,462,680

The accompanying notes are an integral part of these financial statements.

Hutchinson Community College and Area Vocational School

Statement of Cash Flows For the Year Ended June 30, 2012

CASH FLOWS FROM OPERATING ACTIVITIES	
Student tuition and fees	\$ 5,423,634
Grants and contracts	18,311,862
Sales and services of auxiliary enterprises	6,183,893
Private gifts and grants	68,322
Other receipts	340,190
Payments to employees for salaries and benefits	(22,934,467)
Payments to suppliers	(17,568,982)
Loans issued to students	(9,084,935)
Net cash provided (used) by operating activities	<u>(19,260,483)</u>
CASH FLOWS FROM NONCAPITAL FINANCING ACTIVITIES	
State appropriations	7,966,851
County and local appropriations	12,588,241
Private gifts and grants	889,321
Net cash flows provided (used) by noncapital financing activities	<u>21,444,413</u>
CASH FLOWS FROM CAPITAL AND RELATED FINANCING ACTIVITIES	
Purchases of capital assets	(1,835,013)
Principal paid on debt and capital lease	(1,636,384)
Interest paid on debt and capital lease	(731,317)
Capital gifts and grants	798,998
Net cash provided (used) by capital and related financing activities	<u>(3,403,716)</u>
CASH FLOWS FROM INVESTING ACTIVITIES	
Interest on investments	<u>23,290</u>
Net cash provided (used) by investing activities	<u>23,290</u>
Net increase (decrease) in cash and cash equivalents	(1,196,496)
Cash and cash equivalents - beginning of year	<u>19,719,006</u>
Cash and cash equivalents - end of year	<u>\$ 18,522,510</u>
RECONCILIATION OF NET OPERATING REVENUES (EXPENSES) TO NET CASH USED IN OPERATING ACTIVITIES	
Operating loss	\$ (24,670,068)
Depreciation and amortization expense	3,217,279
Changes in operating assets and liabilities:	
Receivables, net	(62,160)
Inventories	584
Accounts payable and accrued expenses	(126,114)
Deferred revenue	28,089
Accrued employee benefits	166,226
Deposits held in custody for others	286,499
Employee benefits paid directly by State of Kansas	1,899,182
Net cash used in operating activities	<u>\$ (19,260,483)</u>

HUTCHINSON COMMUNITY COLLEGE AND AREA VOCATIONAL SCHOOL

NOTES TO FINANCIAL STATEMENTS

June 30, 2012

1. SUMMARY OF SIGNIFICANT ACCOUNTING POLICIES

Hutchinson Community College and Area Vocational School (College) is a public, two-year post-secondary educational institution. It was established in 1928 to meet the diverse educational needs and interests of the citizens of Reno, Harvey, McPherson, Rice Counties, and adjacent areas, as well as residents from other localities who choose to attend.

The accounting and reporting policies of the College relating to the accompanying financial statements conform to accounting principles generally accepted in the United States of America (GAAP) applicable to public institutions engaged only in business-type activities adopted by the Governmental Accounting Standards Board (GASB). The GASB is the accepted standard-setting body for establishing governmental accounting and financial reporting principles.

(a) Reporting Entity

The College is a special-purpose government that is governed by a Board of Trustees elected by the voters of Reno County, Kansas. It is legally separate and fiscally independent of other state and local governments. The accompanying financial statements present the activities of the College (the primary government) and its discretely presented component unit. The component unit discussed below is included in the College's reporting entity because of the significance of its financial relationship with the College. The financial data of the College's component unit is discretely presented in a separate column to emphasize that it is a legally separate entity.

Hutchinson Community College Endowment Association (Endowment) is a legally separate, tax-exempt component unit of the College. The Endowment acts primarily as a fund-raising organization to supplement the resources that are available to the College in support of its programs. Although the College does not control the timing or amount of receipts from the Endowment, the majority of resources, or income thereon, that the Endowment holds and invests are restricted to the activities of the College by the donors. Because these restricted resources held by the Endowment can only be used by, or for the benefit of, the College, the Endowment is considered a component unit of the College and is discretely presented in the College's financial statements. For financial reporting purposes only the Endowment's statements of financial position and activities are included in the College's financial statements as required by generally accepted accounting principles for public colleges and universities.

For financial reporting purposes, the Endowment follows the provisions of the Financial Accounting Standards Board (FASB) which establish the financial reporting standards for all nonprofit organizations. As such, certain revenue recognition criteria and presentation features are different from GASB revenue recognition criteria and presentation features. With the exception of necessary presentation adjustments, no modifications have been made to the Endowment's financial information. Complete financial statements for the Endowment can be obtained from the Endowment's business office.

(b) Measurement Focus, Basis of Accounting, and Financial Statement Presentation

The College's financial statements have been presented using the economic resources measurement focus and the accrual basis of accounting. Under the accrual basis, revenues are recorded when earned, and expenses are recorded when an obligation has been incurred. Property taxes are recognized in the year for which they are levied. State appropriations are recognized as revenue in the year in which the appropriation is first made available for use. Grants and similar items are recognized as revenues as soon as all eligibility requirements imposed by the provider have been met. All significant inter-fund transactions have been eliminated.

1. SUMMARY OF SIGNIFICANT ACCOUNTING POLICIES (Continued)

***(b) Measurement Focus, Basis of Accounting, and Financial Statement Presentation
(Continued)***

The College has the option to apply all Financial Accounting Standards Board (FASB) pronouncements issued after November 30, 1989, unless these pronouncements conflict with Governmental Accounting Standards Board pronouncements. The College has elected not to apply FASB pronouncements issued after the applicable date.

The College does not present budgetary comparison information in the basic financial statements or as required supplemental information. This is because the College reports as a business-type activity and does not have the reporting requirements related to major funds. The College does present budgetary comparison information in the supplementary information to these financial statements.

The preparation of financial statements in conformity with accounting principles generally accepted in the United States of America requires management to make estimates and assumptions that affect certain reported amounts of assets, liabilities, revenues, and expenses. Accordingly, actual results could differ from those estimates.

(c) Assets, Liabilities, and Net Assets

Deposits and Investments

Kansas Statute 12-1675 authorizes the College to invest monies in time deposits, certificates of deposits, repurchase agreements consisting of obligations insured by the U.S. government or any agency thereof, U.S. Treasury bills or notes with maturities not exceeding two years, and the Kansas Municipal Investment Pool. Investments are reported at fair value based on quoted market prices.

Cash resources of the individual funds (except for any proceeds of revenue bonds, which are separately invested) are combined to form a pool of cash and temporary investments that are managed by the College. Investments of the pooled accounts consist primarily of certificates of deposits. Interest income earned is allocated to various funds based upon statutory guidelines.

Cash maintained in escrow accounts specifically designated for bond repayments and reserves are classified as restricted cash.

For purposes of the statement of cash flows, the College considers all investments with original maturities of one year or less to be cash equivalents.

Accounts Receivable

Accounts receivable consists of tuition and fee charges to students, amounts due from the federal, state, and local governments in connection with reimbursement of allowable expenditures made pursuant to the College's grants and contracts, and other receivables. Accounts receivable are recorded net of estimated uncollectible amounts.

Inventories

Inventories of the campus store are stated at the lower of cost or market, cost being determined principally on the basis of average cost. Campus store inventories consist of books, clothing, and supplies. Inventories have been adjusted for obsolete merchandise. They are recorded as expenditures when consumed rather than when purchased.

Inventory of educational activities are valued at the estimated sales price less selling costs which is in accordance with established industry practices. Inventory relates to crops, livestock, and ag diesel mechanics.

1. SUMMARY OF SIGNIFICANT ACCOUNTING POLICIES (Continued)

(c) Assets, Liabilities, and Net Assets (Continued)

Capital Assets

Capital assets are recorded at cost at the date of acquisition, or fair market value at the date of donation in the case of gifts. For equipment, the College's capitalization policy includes all items with a unit cost of \$5,000 or more, and an estimated useful life of greater than three years. Renovations to buildings and land improvements that significantly increase the value or extend the useful life of the structure are capitalized. Routine repairs and maintenance are charged to operating expense in the year in which the expense was incurred.

Depreciation is computed on assets having a value of more than \$5,000 using the straight-line method over the estimated useful lives of the assets. Depreciation is not allocated to the various functions of the College but is reported separately on these financial statements. The amortization expense of equipment under capital leases is included in depreciation expense.

Estimated useful lives used for calculating depreciation are as follows:

Land improvements – 10 to 15 years
Buildings – 15 to 40 years
Furniture – 10 years
Equipment – 5 to 7 years

Deferred Revenues

Deferred revenue includes amounts received for tuition, fees, and certain auxiliary activities prior to the end of the fiscal year but related to the subsequent accounting periods. Deferred revenue may also include amounts received from grant and contract sponsors that have not yet been earned.

Federal Financial Assistance Programs

Federal programs are audited in accordance with the U.S. Office of Management and Budget Circular A-133 Audits of States, Local Governments, and Non-Profit Organizations.

Compensated Absences Payable

Employee vacation and sick leave pay is accrued at year-end for financial statement purposes. The liability is recorded in the statement of net assets and a related expense is recorded in the statement of revenues, expenses, and changes in net assets.

For vacation pay, the amount is based on leave earned, but not taken. Employees are allowed to carry over a limited number of vacation days from year to year.

Unused sick leave is accumulated up to a specified maximum number of days. Upon separation from the College, the compensation is based upon a pre-determined daily dollar amount multiplied by the number of accumulated sick days.

Noncurrent Liabilities

Noncurrent liabilities include (1) principal amounts of bonds payable, loans payable, and capital lease obligations with contractual maturities greater than one year; and (2) estimated amounts for the early retirement benefits, compensated absences, and other postemployment benefits not anticipated to be paid within the next fiscal year.

1. **SUMMARY OF SIGNIFICANT ACCOUNTING POLICIES (Continued)**

(c) Assets, Liabilities, and Net Assets (Continued)

Net Assets

The College's net assets are classified as follows:

Invested in capital assets, net of related debt – This represents the College's total investment in capital assets, net of outstanding debt obligations related to those capital assets. To the extent debt has been incurred but not yet expended for capital assets, such amounts are not included as a component invested in capital assets, net of related debt.

Restricted net assets – nonexpendable – Restricted nonexpendable net assets consist of endowment and similar type funds in which donors or other outside sources have stipulated, as a condition of the gift instrument, that the principal is to be maintained in perpetuity, and invested for the purpose of producing present and future income, which may either be expended or added to principal.

Restricted net assets – expendable – Restricted expendable net assets include resources in which the College is legally or contractually obligated to spend resources in accordance with restrictions imposed by external third parties.

Unrestricted net assets – Unrestricted net assets represent resources derived from student tuition and fees, state appropriations, and sales and services of auxiliary enterprises. These resources are used for transactions relating to the educational and general operations of the College, and may be used at the discretion of the governing board to meet current expenses for any purpose.

Use of Restricted / Unrestricted Net Assets

When an expense is incurred that can be paid using either restricted or unrestricted resources, the College's policy is to first apply the expense towards restricted resources, and the remaining balance towards unrestricted resources.

Classification of Revenues

The College has classified its revenues as either operating or nonoperating revenues according to the following criteria:

Operating revenues – Operating revenues include activities that have the characteristics of exchange transactions, such as (1) student tuition and fees, net of scholarship allowances, (2) sales and services of auxiliary enterprises, and (3) most federal, state and local grants and contracts.

Nonoperating revenues – Nonoperating revenues include activities that have the characteristics of nonexchange transactions, such as gifts and contributions, and other revenue sources such as state and county appropriations and investment income.

Scholarship Allowances

Student tuition and fee revenues, and certain other revenues from students, are reported net of scholarship allowances in the statement of revenues, expenses, and changes in net assets. Scholarship allowances are the differences between the stated charge for goods and services provided by the College, and the amount that is paid by students and/or third parties making payments on the student's behalf. Certain governmental grants, such as PELL, Supplemental Educational Opportunity Grants (SEOG), and other federal, state or nongovernmental programs, are recorded as either operating or nonoperating revenues in the College's financial statements. To the extent that revenues from such programs are used to satisfy tuition and fees and other student charges, the College has recorded a scholarship allowance.

1. SUMMARY OF SIGNIFICANT ACCOUNTING POLICIES (Continued)

(c) Assets, Liabilities, and Net Assets (Continued)

Property Tax Information

The County Appraiser is responsible for assessment of all taxable property within Reno County. The County Clerk computes the annual tax and issues the tax bills to all taxpayers. Property taxes are collected by the County Treasurer, who remits to the College its respective share of the tax collections. Property taxes become a lien against all property on November 1st. Taxpayers have the option of paying in full, or in two installments. The installment dates are December 20 and May 10.

2. STEWARDSHIP, COMPLIANCE, AND ACCOUNTABILITY

(a) Budgetary Information

Kansas statutes require that an annual operating budget be legally adopted for the general fund, special revenue funds (unless specifically exempted by statute), debt service funds, and enterprise funds. The statutes provide for the following sequence and timetable in the adoption of the legal annual operating budget:

1. Preparation of the budget for the succeeding fiscal year on or before August 1st.
2. Publication in local newspaper of the proposed budget and notice of public hearing on the budget on or before August 5th.
3. Public hearing on or before August 15th, but at least ten days after publication of notice of hearing.
4. Adoption of the final budget on or before August 25th.

The statutes allow for the governing body to increase the originally adopted budget for previously unbudgeted increases in revenue other than ad valorem property taxes. To do this, a notice of public hearing to amend the budget must be published in the local newspaper. At least ten days after publication, the hearing may be held and the governing body may amend the budget at that time. There were no such budget amendments for this year.

The statutes permit transferring budgeted amounts between line items within an individual fund. However, such statutes prohibit expenditures in excess of the total amount of the adopted budget of expenditures of individual funds.

All legal annual operating budgets are prepared using the statutory basis of accounting. Revenues are recognized when cash is received. Expenditures include disbursements, accounts payable, and encumbrances. Encumbrances are commitments by the municipality for future payments and are supported by a document evidencing the commitment, such as a purchase order or contract. All unused budgeted expenditure authority lapses at year-end.

A legal operating budget is not required for current restricted funds, capital project funds, trust funds, and some special revenue funds. Spending in funds which are not subject to the legal annual operating budget requirement is controlled by federal regulations, other statutes, or by the use of internal spending limits established by the governing body.

(b) Cash-Basis Law (KSA 10-1113)

Kansas municipalities are subject to the cash-basis law as stated in Kansas Statute 10-1113. In accordance with Kansas Statute 12-1663, some sub-funds of the Restricted Funds have a negative unencumbered cash balance at June 30, 2012, and will be reimbursed from federal grants, state grants, and other contracts for expenditures already incurred by the College. This combined receivable has been recognized for GAAP purposes on these financial statements.

Hutchinson Community College and Area Vocational School
Notes to Financial Statements (Continued)

3. DEPOSITS AND INVESTMENTS

As of June 30, 2012, the College had cash and cash equivalents as listed below:

Deposits in financial banking institutions	\$ 5,679,010
Certificates of deposit	10,000,000
State investment pool	<u>1,691,961</u>
Total cash and cash equivalents	<u>17,370,971</u>
Deposits in financial banking institutions – bond proceeds	<u>1,151,539</u>
Total restricted cash and cash equivalents	<u>1,151,539</u>
Combined cash and cash equivalents	<u>\$ 18,522,510</u>

The College did not have any activity in investment-type assets.

The College's policies relating to deposits and investments are governed by various Kansas Statutes (KSA). Those statutes specify the type of deposits and investments as well as the securing of those deposits and investments.

Interest rate risk – In accordance with Kansas Statute 12-1675, the College manages its exposure to interest rate fluctuations by limiting all time investments to maturities of less than two years.

Credit risk – State law limits the amount of credit risk by restricting governments to specific investment types as listed in KSA 12-1675. The College's practice is to place idle funds in certificates of deposits, United State obligations, and the Kansas Municipal Investment Pool (KMIP). The KMIP was rated AAf/S1+ by Standard & Poor's as of March, 2012. The KMIP is permitted to invest in fully collateralized certificates of deposit, certain obligations of the United States, certain repurchase/reverse repurchase agreements, and other types of investments.

Custodial credit risk – The custodial credit risk for *deposits* is the risk that, in the event of the failure of a depository financial institution, a government will not be able to recover deposits or will not be able to recover collateral securities that are in the possession of an outside party. The custodial credit risk for *investments* is the risk that, in the event of the failure of the counterparty to a transaction, a government will not be able to recover the value of investment or collateral securities that are in the possession of an outside party. Kansas Statutes 9-1402 and 9-1405 requires that governments obtain security for all deposits. The College manages its custodial credit risk by requiring the financial institutions to grant a security interest in securities held by third-party custodial banks. Monies in the Kansas Municipal Investment Pool are not required to have pledged securities. As of June 30, 2012, the College was not exposed to custodial credit risk with its deposits or investments.

Concentration of credit risk – This is the risk of loss attributed to the magnitude of a government's investment in a single issuer. The College manages this risk by placing funds with financial institutions only after contacting all eligible institutions in the taxing area and by the fact that the monies in the KMIP are diverse according to the policies of the investment pool.

Component unit – Investments of the Hutchinson Community College Endowment Association consists of mutual funds, treasury obligations, certificates of deposits, and other investments. These investments are managed by the Finance Committee of the Endowment Association. These types of investments are not regulated by Kansas Statutes. These investments are subject to all normal market risks.

Hutchinson Community College and Area Vocational School
Notes to Financial Statements (Continued)

4. CAPITAL ASSETS

Following are the changes in capital assets for the year ended June 30, 2012:

	Beginning Balance	Increases	(Decrease) Adjustments	Ending Balance
Non-depreciable capital assets:				
Land	\$ 153,414	\$ -	\$ -	\$ 153,414
Books and films	1,094,904	-	(5,940)	1,088,964
Total non-depreciable capital assets	1,248,318	-	(5,940)	1,242,378
Depreciable capital assets:				
Improvements	2,462,554	1,117,590	(48,849)	3,531,295
Buildings	43,878,434	965,112	(441,126)	44,402,420
Equipment	22,535,859	149,353	(6,859,086)	15,826,126
Total depreciable capital assets	68,876,847	2,232,055	(7,349,061)	63,759,841
Less accumulated depreciation:				
Improvements	(1,063,849)	(147,835)	-	(1,211,684)
Buildings	(15,451,114)	(1,418,564)	-	(16,869,678)
Equipment	(8,271,776)	(1,644,082)	136,570	(9,779,288)
Total accumulated depreciation	(24,786,739)	(3,210,481)	136,570	(27,860,650)
Total depreciable capital assets (net)	44,090,108	(978,426)	(7,212,491)	35,899,191
Total capital assets, net	\$ 45,338,426	\$ (978,426)	\$ (7,218,431)	\$ 37,141,569

5. LONG-TERM LIABILITIES

The following is a summary of long-term liability transactions for the year ended June 30, 2012:

	Beginning Balance	Additions	Payments/ Reductions	Ending Balance	Current Portion
Revenue bonds	\$ 6,655,000	\$ -	\$ (115,000)	\$ 6,540,000	\$ 120,000
Board of Regents PEI loan	5,620,934	-	(1,019,724)	4,601,210	1,019,724
Capital lease obligations	8,593,840	62,007	(516,396)	8,139,451	542,302
Compensated absences	382,866	19,618	-	402,484	287,939
Early retirement benefits	110,336	97,924	(69,068)	139,192	63,485
Post employment healthcare	416,259	128,997	-	545,256	-
Total long-term liabilities	\$21,779,235	\$ 308,546	\$ (1,720,188)	\$20,367,593	\$ 2,033,450

The revenue bonds will be paid through the revenues generated from the Dormitory, Union, and Campus Store activities. The Board of Regents loan will be paid through the Capital Outlay Fund. The capital lease obligations are liquidated through the Central Administrative Funds and the General Fund. The compensated absences, early retirement benefits, and the postemployment healthcare benefits are generally liquidated by the General Fund and the Postsecondary Technical Education Fund.

Hutchinson Community College and Area Vocational School
Notes to Financial Statements (Continued)

5. LONG-TERM LIABILITIES (Continued)

(a) Revenue Bonds

The College issued the Student Union and Dormitory System Refunding and Improvement Revenue Bonds Series 2004. The original issue amount was \$7,265,000, due in annual principal installments ranging from \$120,000 to \$780,000 through year 2038. Interest rates vary from 3.625% to 5.25%. The bonds are secured by the net revenues of the Dormitories, Union, and Campus Store activities.

The annual debt service requirements for the revenue bonds are as follows:

<u>Year Ending</u>	<u>Principal</u>	<u>Interest</u>	<u>Total</u>
6/30/2013	\$ 120,000	\$ 323,565	\$ 443,565
6/30/2014	120,000	318,765	438,765
6/30/2015	125,000	313,240	438,240
6/30/2016	135,000	307,348	442,348
6/30/2017	145,000	301,535	446,535
6/30/18 - 6/30/22	835,000	1,400,410	2,235,410
6/30/23 - 6/30/27	1,075,000	1,164,081	2,239,081
6/30/28 - 6/30/32	1,400,000	846,188	2,246,188
6/30/33 - 6/30/37	1,805,000	431,806	2,236,806
6/30/2038	780,000	19,500	799,500
Total	<u>\$ 6,540,000</u>	<u>\$ 5,426,438</u>	<u>\$ 11,966,438</u>

(b) Kansas Board of Regents PEI Loan

The College entered into a loan with the Kansas Board of Regents to finance the costs of certain infrastructure improvement bonds. The original loan amount was \$8,157,790, due in annual principal installments of \$1,019,724 through year 2016 and a final payment of \$522,315 in year 2017. Interest rate is 0%. The College has elected to not impute interest based on guidance in the GASB Comprehensive Implementation Guide.

The remaining debt service requirement for the loan is as follows:

<u>Year Ending</u>	<u>Principal</u>	<u>Interest</u>	<u>Total</u>
6/30/2013	\$ 1,019,724	\$ -	\$ 1,019,724
6/30/2014	1,019,724	-	1,019,724
6/30/2015	1,019,724	-	1,019,724
6/30/2016	1,019,723	-	1,019,723
6/30/2017	522,315	-	522,315
Total	<u>\$ 4,601,210</u>	<u>\$ -</u>	<u>\$ 4,601,210</u>

(c) Capital Lease Obligations

The College has entered into various lease agreements for financing the acquisition of equipment. The lease agreements qualify as capital leases for accounting purposes and, therefore, have been reported at the present value of their future minimum lease payments as of the inception date. The equipment totaled \$364,146 and is included in the capital assets of the College. The amortization of this equipment has been included in the College's depreciation expense.

5. LONG-TERM LIABILITIES (Continued)

(c) Capital Lease Obligations (Continued)

The College has a lease agreement with the Educational Facilities Authority of Reno County for Gowans Stadium. The lease agreement qualifies as a capital lease for accounting purposes and, therefore, has been reported at the present value of the future minimum lease payments as of the inception date. The construction and equipment totaled \$2,689,646 and is included in the capital assets of the College.

The College also has a lease agreement with Honeywell, Inc. The lease agreement qualifies as a capital lease for accounting purposes and, therefore, has been reported at the present value of the future minimum lease payments as of the inception date. The construction and future equipment totaled \$7,180,000 and is included as an asset in the capital assets of the College.

The annual debt service requirements for the capital leases are as follows:

<u>Year Ending</u>	<u>Principal</u>	<u>Interest</u>	<u>Total</u>
6/30/2013	\$ 542,302	\$ 376,414	\$ 918,716
6/30/2014	581,557	350,814	932,371
6/30/2015	552,598	325,278	877,876
6/30/2016	562,600	301,405	864,005
6/30/2017	598,412	276,211	874,623
6/30/18 - 6/30/22	1,902,111	1,071,679	2,973,790
6/30/23 - 6/30/27	2,491,045	580,572	3,071,617
6/30/28 - 6/30/29	908,826	122,856	1,031,682
Total	<u>\$ 8,139,451</u>	<u>\$ 3,405,229</u>	<u>\$ 11,544,680</u>

(c) Early Retirement Benefit Plan

(d)

At the discretion of the Board of Trustees, the College offers a voluntary early retirement plan to eligible employees. Employees must have completed at least 15 years of full-time and continuous service with the College and must be eligible to receive unreduced KPERS retirement benefits. Benefits apply for a maximum of 38 months, or until the employee is eligible for full social security benefits, whichever occurs first. This benefit program is unfunded and current costs are paid by the General Fund and the VoTech Fund. For the year ended June 30, 2012, the College paid \$80,763 in benefits. The liability for the early retirement benefit plan includes the expected cash outflows discounted at an average of 2.67%. At year-end, there were 16 retirees receiving benefits.

(e) Revenue Bond Covenants

The College is required to maintain certain covenants related to the revenue bond. Specifics of these covenants are as follows:

- The 2004 Revenue Bond covenants request the number of users served by the Student Union and Dormitory System (System). The number of users totaled 9,488.
- The 2004 Revenue Bond covenants request information on insurance coverage for the System. Insurance is as follows:

<u>Character</u>	<u>Amount</u>	<u>Expiration Date</u>	<u>Annual Premium</u>
Building	\$21,292,260	07/01/11	\$18,593
Personal property	715,000	07/01/11	624

In addition to the above listing of insurance, the System is included in the College's general liability insurance coverage of \$1,000,000 (single occurrence) and the College's business income insurance coverage.

5. LONG-TERM LIABILITIES (Continued)

(e) Revenue Bond Covenants (Continued)

c. The 2004 Revenue Bond covenants request specific financial information as follows:

	Student Union	Student Housing	Campus Store	Total
Gross revenue	\$ 1,233,152	\$ 1,361,860	\$ 2,848,631	\$ 5,443,643
Gross expenditures	(794,699)	(750,304)	(2,502,597)	(4,047,600)
Adjustment				
Capital purchases	26,786	-	3,812	30,598
Transfers in (out)	62,000	-	(12,000)	50,000
Net revenues	<u>\$ 527,239</u>	<u>\$ 611,556</u>	<u>\$ 337,846</u>	<u>\$ 1,476,641</u>

d. The 2004 Revenue Bond covenants request the amount in the Bond Reserve Account created by the Bond Resolution. The fund balance in this account is \$459,000.

e. The operation and maintenance accounts are represented by the fund balances of the individual operating funds.

Student Union	\$ 887,495
Student Housing	1,971,022
Campus Store	<u>2,296,119</u>
	<u>\$ 5,154,636</u>

6. DEFINED BENEFIT RETIREMENT PLANS

Plan Description - The College participates in the Kansas Public Employees Retirement System (KPERS), a cost-sharing multiple-employer defined benefit pension plan as provided by KSA 74-4901, et seq. KPERS provides retirement benefits, life insurance, disability income benefits, and death benefits. Kansas law establishes and amends benefit provisions. KPERS issues a publicly available financial report that includes financial statements and required supplementary information. That report may be obtained by writing to KPERS (611 South Kansas, Suite 100, Topeka, Kansas 66603) or by calling 1-888-275-5737.

Funding Policy - KSA 74-4919 establishes the KPERS member-employee contribution rate at 4% of covered salary for employees hired before July 1, 2009. After this date the rate changes to 6%. Member-employees' contributions are withheld by their employer and paid to KPERS according to the provisions of Section 414(h) of the Internal Revenue Code. The State of Kansas is required to contribute the remaining amount necessary to achieve the actuarially determined contribution rate. Kansas currently contributes an average of 9.77% of covered payroll. These contribution requirements are established by KPERS and periodically revised. Kansas' contributions to KPERS for all Kansas public school employees for the years ending June 30, 2012, 2011, and 2010 were \$298,635,383, \$253,834,044, and \$248,468,186, respectively, equal to the required contributions for each year as set forth by the legislature. Kansas' contributions to KPERS for the College's employees for the years ending June 30, 2012, 2011, and 2010, were \$1,899,182, \$1,554,562, and \$1,402,316, respectively, equal to the required contributions for each year. The State of Kansas, not the College, is legally responsible for making employer contributions to KPERS. The payment made by the State of Kansas on behalf of the College's employees is recorded as revenue and as an expense on these financial statements.

Hutchinson Community College and Area Vocational School
Notes to Financial Statements (Continued)

7. OTHER POSTEMPLOYMENT HEALTHCARE BENEFITS (OPEB)

Plan Description – The College sponsors a medical, prescription drug, cancer, dental, and accident insurance plan (Plan) to qualifying retirees and their dependents. Coverage is provided through fully-insured contracts that collectively operate as a single-employer defined benefit plan. Four medical plans are available. Qualifying retirees are those employees who are eligible for immediate retirement benefits under the Kansas Public Employees Retirement System and retire prior to age 65. Retirees may continue coverage with the College by paying the carrier premium rate. Coverage is available until Medicare eligibility (i.e. age 65) for each of the retirees and their spouses. Retirees receive a benefit since they aren't charged the full age adjusted cost. Plan coverage is provided for under K.S.A. 12-0540. No separate financial report is issued for the Plan.

Funding Policy – The College provides health insurance benefits to retirees and their dependents in accordance with Kansas law (K.S.A. 12-5040). The benefits are paid from the general operating assets of the College on a pay-as-you-go basis. The contribution requirements of plan members and the College are established and may be amended by the Board of Trustees.

Annual OPEB Cost and Net OPEB Obligation – The College's annual OPEB cost (expense) consists of the Normal Cost plus amortization of the Actuarial Accrued Liability (AAL). The Normal Cost is the amount of Actuarial Present Value of benefits allocated to the current year. The amount of AAL is the portion of the Actuarial Present Value of benefits allocated to all prior years. The following table presents the components of the College's annual OPEB cost for the year, the amount actually contributed to the plan, and changes in the College's net OPEB obligation to the Plan:

Normal cost	\$ 134,501
Interest on net OPEB obligation	16,650
Amortization of AAL	72,976
Annual OPEB cost (expense)	224,127
Contributions made	77,000
Adjustment to ARC	(18,130)
Increase in net OPEB obligation	128,997
Net OPEB obligation - beginning of year	416,259
Net OPEB obligation - end of year	<u>\$ 545,256</u>

Schedule of Employer contributions (for fiscal year ended)

Fiscal Year Ended	Annual OPEB Cost	Net Employer Contributions	Net Percentage Contributed	End of Year Net OPEB Obligation
June 30, 2010	\$ 193,899	\$ 62,000	32.0%	\$ 285,798
June 30, 2011	\$ 206,461	\$ 76,000	36.8%	\$ 416,259
June 30, 2012	\$ 205,997	\$ 77,000	37.4%	\$ 545,256

Funded Status and Funding Progress – As of January 1, 2011 the most recent actuarial valuation date, the actuarial accrued liability for benefits was \$1,642,934. The College's policy is to fund the benefits on a pay-as-you-go basis, resulting in an unfunded actuarial accrued liability (UAAL) of \$1,642,934. The covered payroll (annual payroll of active employees covered by the plan) was \$14,883,229, and the ratio of the UAAL to the covered payroll was 11.0%.

7. OTHER POSTEMPLOYMENT HEALTHCARE BENEFITS (OPEB) (Continued)

Actuarial valuations of an ongoing plan involve estimates of the value of reported amounts and assumptions about the probability of occurrence of events far into the future. The valuation includes, for example, assumptions about future employment, mortality, and the healthcare cost trends. Amounts determined regarding the funded status of the plan and the annual required contributions of the employer are subject to continual revision as actual results are compared with past expectations and new estimates are made about the future. The schedule of funding progress will present in time, multiyear trend information about whether the actuarial value of plan assets (if any) is increasing or decreasing over time relative to the actuarial accrued liabilities for benefits.

Schedule of Funding Progress:

Actuarial Valuation Date	Actuarial Value of Assets (a)	Actuarial Accrued Liability (AAL) (b)	Unfunded AAL (b-a)	Funded Ratio (a/b)	Covered Payroll (c)	UAAL as a Percent of Covered Payroll ((b-a)/c)
7/1/2008	-	\$ 1,668,412	\$ 1,668,412	0%	14,674,116	11.4%
1/1/2011	-	\$ 1,642,934	\$ 1,642,934	0%	14,883,299	11.0%

Actuarial Methods and Assumptions – Projections of benefits for financial reporting purposes are based on the substantive plan and include the types of benefits provided at the time of each valuation and the historical pattern of sharing of benefit costs between the employer and plan members to that point. The actuarial methods and assumptions used include techniques that are designed to reduce the effects of short-term volatility in actuarial accrued liabilities and the actuarial value of assets, consistent with the long-term perspective of the calculation.

In the January 1, 2011 actuarial valuation, the projected unit credit method was applied. The actuarial assumptions included a 4.0 percent investment rate of return, which is a blended rate of the expected long-term investment returns on plan assets and on the College's pooled funds and investments. The valuation assumed annual healthcare cost trend rate of 5.0 and 8.5 percent in the first eight years and an ultimate rate of 5.0 percent after eight years. The valuation followed generally accepted actuarial methods and included tests as considered necessary to assure the accuracy of the results. The UAAL is being amortized over 30 years on a level percent-of-pay, open period basis.

8. RISK MANAGEMENT

The College is exposed to various risks of loss related to torts; theft of, damage to, and destruction of assets; errors and omissions; injuries to employees; and natural disasters. These risks are covered by commercial insurance purchased from independent third parties. There has been no significant change in insurance coverage from the previous fiscal year. Settled claims have not exceeded commercial insurance coverage in any of the past three years.

9. JOINT VENTURE

In 2003, the College entered into an agreement with the Hutchinson Unified School District No. 308 to form a separate legal entity named the Educational Facilities Authority of Reno County (Authority). The purpose of the Authority is to facilitate the renovation, improvement, and acquisition of educational and athletic facilities as determined by the Authority's board of directors. The College has entered into a capital lease agreement with the Authority for the construction of improvements to an athletic facility. Details of that lease are included in Note 5. Additionally, the College agreed to make annual contributions to cover an allocated portion of the annual operating costs. For this fiscal year, the College paid operating costs of \$101,224 to the Authority.

Requests for additional financial information should be addressed to the Authority in care of the Hutchinson Community College, 1300 North Plum, Hutchinson, Kansas 67501.

10. RELATED PARTY TRANSACTIONS BETWEEN THE COLLEGE AND ITS COMPONENT UNIT

The Hutchinson Community College Endowment Association transferred \$170,000 to the College to support College activities and paid \$574,315 in student scholarships during the current fiscal year.

The College provides administrative support, office space, and other services to the Hutchinson Community College Endowment Association. The Endowment Association does not reimburse the College for expenses incurred.

11. CONTINGENT LIABILITIES

The College receives significant financial assistance from numerous federal and state governmental agencies in the form of grants and state pass-through aid. The disbursement of funds received under these programs generally requires compliance with terms and conditions specified in the grant agreements and is subject to audit. Any disallowed claims resulting from such audits could become a liability of the College. However, in the opinion of management, any such disallowed claims would not have a material effect on the financial statements.

The College is a defendant in various pending litigation and administrative proceedings. Management anticipates that any potential claims, if any, against the College would be covered by insurance and would not materially affect the College's financial position.

12. SEGMENT INFORMATION

The College issued revenue bonds to finance activities of its auxiliary enterprise funds. Investors in those bonds rely on the revenue generated by the individual activities for repayment. Descriptive information for the College's segment is listed below.

Revenue Bonds Series 2004

Student Union and Dormitory System Revenue Bonds - Series 2004

The revenues pledged to this Series 2004 bonds consist of net revenues generated from the Dormitory system and the Union system of the College. The condensed financial information for this segment is as follows:

Hutchinson Community College and Area Vocational School
Notes to Financial Statements (Continued)

12. SEGMENT INFORMATION (Continued)

Revenue Bonds Series 2004 (Continued)

Student Union and Dormitory System Revenue Bonds – Series 2004

Condensed Statement of Net Assets

Assets:

Current assets	\$ 6,977,605
Capital assets, net	4,544,165
Total assets	<u>\$ 11,521,770</u>

Liabilities:

Current liabilities	\$ 246,665
Long-term liabilities	6,420,000
Total liabilities	<u>6,666,665</u>

Net Assets:

Invested in capital assets, net of related debt	(925,787)
Restricted	459,000
Unrestricted	<u>5,321,892</u>
Total net assets	<u>4,855,105</u>
Total liabilities and net assets	<u>\$ 11,521,770</u>

Condensed Statement of Revenues, Expenses and Changes in Net Assets

Operating Revenue	\$ 5,443,642
Depreciation and amortization expense	(434,726)
Other operating expense	<u>(3,976,378)</u>
Operating income	<u>1,032,538</u>

Nonoperating revenues (expenses):

Interest income	6,438
Interest expense	(327,007)
Interfund transfers	<u>50,000</u>
Change in net assets	761,969
Beginning net assets	<u>4,093,136</u>

Ending net assets	<u>\$ 4,855,105</u>
-------------------	---------------------

Condensed Statement of Cash Flows

Net cash provided (used) by:

Operating activities	\$ 1,521,798
Noncapital financing activities	50,000
Capital financing activities	(519,177)
Investing activities	<u>6,185</u>
Net increase (decrease)	1,058,806
Beginning cash and cash equivalents	<u>4,943,378</u>

Ending cash and cash equivalents	<u>\$ 6,002,184</u>
----------------------------------	---------------------

Hutchinson Community College and Area Vocational School
Notes to Financial Statements (Continued)

13. PRIOR PERIOD ADJUSTMENT

During the year ended June 30, 2012, the following affected the beginning net assets of the College:

Changes were made to the capital asset records to reflect the assets of the College at June 30, 2011 due to the change in the College's policy of recognizing and depreciating capital assets at \$5,000 and above. \$ 6,547,527

The net prior period adjustment is shown as a decrease in beginning net assets in the Statement of Revenues, Expenses, and Changes in Net Assets.

14. SUBSEQUENT EVENTS

On October 29, 2012, the College issued Certificates of Participation, Series 2012, in the amount of \$6,650,000. Interest rates are 3.31%. The Certificates of Participation mature on October 1, 2037. The Certificates of Participation were issued to refinance the existing Series 2004 Revenue Bonds. The College refinanced the Series 2004 revenue Bonds to take advantage of a favorable bond yield and interest rate market. The College was able to issue new Certificates of Participation without extending the maturity date. The present value of the savings is \$800,897 or 12.47% of the Refunded Bond Issue.

Management has evaluated the effects on the financial statements of subsequent events occurring through December 1, 2012, which is the date at which the financial statements were available to be issued.

REQUIRED SUPPLEMENTARY INFORMATION

Hutchinson Community College and Area Vocational School

Other Post Employment Benefits Year ended June 30, 2012

Schedule of Funding Progress:

Actuarial Valuation Date	Actuarial Value of Assets (a)	Actuarial Accrued Liability (AAL) (b)	Unfunded AAL (b-a)	Funded Ratio (a/b)	Covered Payroll (c)	UAAL as a Percent of Covered Payroll ((b-a)/c)
7/1/2008	\$ -	\$ 1,668,412	\$ 1,668,412	0%	\$ 14,674,116	11.37%
1/1/2011	\$ -	\$ 1,642,934	\$ 1,642,934	0%	\$ 14,883,299	11.04%

Schedule of Employer Contributions:

Fiscal Year Ended	Annual OPEB Cost	Annual OPEB Cost Contributed	Net OPEB Obligation
6/30/2010	\$ 193,899	\$ 62,000	\$ 285,798
6/30/2011	\$ 206,461	\$ 76,000	\$ 416,259
6/30/2012	\$ 205,997	\$ 77,000	\$ 545,256

Information for earlier years is not available as June 30, 2009 is the first year of implementation of GASB No. 45.

SUPPLEMENTARY INFORMATION

Hutchinson Community College and Area Vocational School

**Schedule of Cash Receipts, Expenditures, and Changes in Unencumbered Cash
Budget and Actual - Budgetary Basis
General Fund
Year ended June 30, 2012**

	Budgeted Amounts		Actual Amounts Budgetary Basis	Variance With Final Budget Over (Under)
	Original	Final		
<u>Cash Receipts</u>				
Student sources	\$ 5,004,464	\$ 5,004,464	\$ 3,718,843	\$ (1,285,621)
Federal sources	100,000	100,000	-	(100,000)
State sources	5,660,156	5,660,156	5,664,023	3,867
Local sources	13,127,036	13,127,036	12,337,574	(789,462)
Other sources	<u>1,658,163</u>	<u>1,658,163</u>	<u>172,558</u>	<u>(1,485,605)</u>
Total Cash Receipts	<u>\$ 25,549,819</u>	<u>\$ 25,549,819</u>	<u>21,892,998</u>	<u>\$ (3,656,821)</u>
<u>Expenditures and Transfers Subject to Budget</u>				
Instruction	\$ 6,539,504	\$ 6,539,504	6,098,070	\$ (441,434)
Public service	216,434	216,434	41,267	(175,167)
Academic support	1,834,951	1,834,951	1,345,073	(489,878)
Student services	5,087,395	5,087,395	3,728,117	(1,359,278)
Institutional support	3,762,532	3,762,532	2,537,010	(1,225,522)
Operation and maintenance	3,974,905	3,974,905	2,412,790	(1,562,115)
Scholarships	265,908	265,908	53,582	(212,326)
Transfer to Vocational Education Fund	4,750,000	4,750,000	4,750,000	-
Nonmandatory transfers out	<u>1,251,000</u>	<u>1,251,000</u>	<u>1,251,000</u>	<u>-</u>
Total Expenditures and Transfers Subject to Budget	<u>\$ 27,682,629</u>	<u>\$ 27,682,629</u>	<u>22,216,909</u>	<u>\$ (5,465,720)</u>
Receipts Over (Under) Expenditures			(323,911)	
Unencumbered Cash, July 1			<u>4,197,869</u>	
Unencumbered Cash, June 30			<u>\$ 3,873,958</u>	
Unencumbered Cash, June 30			\$ 3,873,958	
Receivables			<u>1,506</u>	
GAAP fund balance (internal books)			<u>\$ 3,875,464</u>	

Hutchinson Community College and Area Vocational School

Schedule of Cash Receipts, Expenditures, and Changes in Unencumbered Cash Budget and Actual - Budgetary Basis Postsecondary Technical Education Fund Year ended June 30, 2012

	Budgeted Amounts		Actual Amounts Budgetary Basis	Variance With Final Budget Over (Under)
	Original	Final		
<u>Cash Receipts</u>				
Student sources	\$ 3,664,723	\$ 3,664,723	\$ 4,990,019	\$ 1,325,296
Federal sources	457,282	457,282	278,397	(178,885)
State sources	2,741,907	2,741,907	2,497,217	(244,690)
Local sources	-	-	-	-
Other sources	2,280,924	2,280,924	16,843	(2,264,081)
Transfer from General Fund	4,750,000	4,750,000	4,750,000	-
Total Cash Receipts	<u>\$ 13,894,836</u>	<u>\$ 13,894,836</u>	12,532,476	<u>\$ (1,362,360)</u>
<u>Expenditures Subject to Budget</u>				
Instruction	\$ 8,676,761	\$ 8,676,761	7,491,360	\$ (1,185,401)
Public service	485,405	485,405	318,555	(166,850)
Academic support	945,471	945,471	937,480	(7,991)
Student services	951,923	951,923	890,977	(60,946)
Institutional support	1,297,373	1,297,373	1,712,538	415,165
Operation and maintenance	1,270,457	1,270,457	1,605,700	335,243
Scholarships	-	-	38,483.58	38,484
Total Expenditures Subject to Budget	<u>\$ 13,627,390</u>	<u>\$ 13,627,390</u>	12,995,094	<u>\$ (632,296)</u>
Receipts Over (Under) Expenditures			(462,618)	
Unencumbered Cash, July 1			466,895	
Unencumbered Cash, June 30			<u>\$ 4,277</u>	
Detail of unencumbered cash balance:				
Vocational Education Fund			\$ 4,277	
Perkins Grant Fund			-	
			<u>\$ 4,277</u>	
Unencumbered Cash, June 30			\$ 4,277	
Receivables			18,420	
Deferred revenue			(1,300)	
GAAP fund balance (internal books)			<u>\$ 21,397</u>	

Hutchinson Community College and Area Vocational School

Schedule of Cash Receipts, Expenditures, and Changes in Unencumbered Cash Budget and Actual - Budgetary Basis Adult Education Fund Year ended June 30, 2012

	Budgeted Amounts		Actual Amounts Budgetary Basis	Variance With Final Budget Over (Under)
	Original	Final		
<u>Cash Receipts</u>				
Student sources	\$ 3,500	\$ 3,500	\$ 2,555	\$ (945)
Federal sources	136,897	136,897	123,195	(13,702)
State sources	74,306	74,306	66,873	(7,433)
Local sources	14,000	-	33,700	-
Private gifts and grants	5,308	5,308	14,000	8,692
Other sources	<u>151,804</u>	<u>151,804</u>	<u>(2,926)</u>	<u>(154,730)</u>
Total Cash Receipts	<u>\$ 385,815</u>	<u>\$ 371,815</u>	<u>237,397</u>	<u>\$ (134,418)</u>
<u>Expenditures Subject to Budget</u>				
Instruction	\$ 288,542	\$ 288,542	203,708	\$ (84,834)
Academic support	<u>83,631</u>	<u>83,631</u>	<u>51,415</u>	<u>(32,216)</u>
Total Expenditures Subject to Budget	<u>\$ 372,173</u>	<u>\$ 372,173</u>	<u>255,123</u>	<u>\$ (117,050)</u>
Receipts Over (Under) Expenditures			(17,726)	
Unencumbered Cash, July 1			<u>18,969</u>	
Unencumbered Cash, June 30			<u>\$ 1,243</u>	
Unencumbered Cash, June 30			\$ 1,243	
Receivables			<u>10,000</u>	
GAAP fund balance (internal books)			<u>\$ 11,243</u>	

Hutchinson Community College and Area Vocational School

Schedule of Cash Receipts, Expenditures, and Changes in Unencumbered Cash Budget and Actual - Budgetary Basis Adult Supplementary Fund Year ended June 30, 2012

	Budgeted Amounts		Actual Amounts Budgetary Basis	Variance With Final Budget Over (Under)
	Original	Final		
<u>Cash Receipts</u>				
Student sources	\$ 564,187	\$ 564,187	\$ 319,730	\$ (244,457)
State sources	27,864	27,864	-	(27,864)
Private gifts and grants	3,567	3,567	54,322	50,755
Other sources	808,238	808,238	51,862	(756,376)
Total Cash Receipts	<u>\$ 1,403,856</u>	<u>\$ 1,403,856</u>	425,914	<u>\$ (977,942)</u>
<u>Expenditures Subject to Budget</u>				
Instruction	<u>\$ 1,116,498</u>	<u>\$ 1,116,498</u>	327,344	<u>\$ (789,154)</u>
Receipts Over (Under) Expenditures			98,570	
Unencumbered Cash, July 1			275,555	
Unencumbered Cash, June 30			<u>\$ 374,125</u>	
Unencumbered Cash, June 30			\$ 374,125	
Receivables			22,981	
GAAP fund balance (internal books)			<u>\$ 397,106</u>	

Hutchinson Community College and Area Vocational School

**Schedule of Cash Receipts, Expenditures, and Changes in Unencumbered Cash
Budget and Actual - Budgetary Basis
Motorcycle Driver Safety Fund
Year ended June 30, 2012**

	Budgeted Amounts		Actual Amounts Budgetary Basis	Variance With Final Budget Over (Under)
	<u>Original</u>	<u>Final</u>		
<u>Cash Receipts</u>				
Student sources	\$ 105,885	\$ 105,885	\$ 71,390	\$ (34,495)
State sources	<u>55,729</u>	<u>55,729</u>	<u>16,284</u>	<u>(39,445)</u>
Total Cash Receipts	<u>\$ 161,614</u>	<u>\$ 161,614</u>	<u>87,674</u>	<u>\$ (73,940)</u>
<u>Expenditures Subject to Budget</u>				
Instruction	\$ 145,549	\$ 145,549	290,061	\$ 144,512
Academic support	5,239	5,239	-	(5,239)
Operation and maintenance	<u>250,000</u>	<u>250,000</u>	<u>-</u>	<u>(250,000)</u>
Total Expenditures Subject to Budget	<u>\$ 400,788</u>	<u>\$ 400,788</u>	<u>290,061</u>	<u>\$ (110,727)</u>
Receipts Over (Under) Expenditures			(202,387)	
Unencumbered Cash, July 1			<u>251,344</u>	
Unencumbered Cash, June 30			<u>\$ 48,957</u>	
Unencumbered Cash, June 30			\$ 48,957	
Receivables			<u>-</u>	
GAAP fund balance (internal books)			<u>\$ 48,957</u>	

Hutchinson Community College and Area Vocational School

Schedule of Cash Receipts, Expenditures, and Changes in Unencumbered Cash Budget and Actual - Budgetary Basis Capital Outlay Fund Year ended June 30, 2012

	Budgeted Amounts		Actual Amounts Budgetary Basis	Variance With Final Budget Over (Under)
	Original	Final		
<u>Cash Receipts</u>				
Local sources	\$ 30,650	\$ 30,650	\$ 249,166	\$ 218,516
Private gifts	45,863	45,863	9,583	(36,280)
Other sources	<u>2,030,086</u>	<u>2,030,086</u>	<u>118,912</u>	<u>(1,911,174)</u>
Total Cash Receipts	<u>\$ 2,106,599</u>	<u>\$ 2,106,599</u>	<u>377,661</u>	<u>\$ (1,728,938)</u>
<u>Expenditures and Transfers Subject to Budget</u>				
Operations and maintenance:				
Capital expense	\$ 10,557,429	\$ 10,557,429	\$ 823,299	\$ (9,734,130)
Retirement of indebtedness	1,301,000	1,301,000	1,037,626	(263,374)
Interest and fees	50,341	50,341	-	(50,341)
Transfers (in)	<u>(700,000)</u>	<u>(700,000)</u>	<u>(700,000)</u>	<u>-</u>
Total Expenditures and Transfers Subject to Budget	<u>\$ 11,208,770</u>	<u>\$ 11,208,770</u>	<u>1,160,925</u>	<u>\$(10,047,845)</u>
Receipts Over (Under) Expenditures			(783,264)	
Unencumbered Cash, July 1			<u>8,715,838</u>	
Unencumbered Cash, June 30			<u>\$ 7,932,574</u>	
Unencumbered Cash, June 30			\$ 7,932,574	
Receivables			-	
GAAP fund balance (internal books)			<u>\$ 7,932,574</u>	

Hutchinson Community College and Area Vocational School

**Schedule of Cash Receipts, Expenditures, and Changes in Unencumbered Cash
Budget and Actual - Budgetary Basis
Revenue Bond Fund
Year ended June 30, 2012**

	Budgeted Amounts		Actual Amounts Budgetary Basis	Variance With Final Budget Over (Under)
	Original	Final		
<u>Cash Receipts</u>				
Interest	\$ 15,000	\$ 15,000	\$ -	\$ (15,000)
Other sources	<u>-</u>	<u>-</u>	6,667	6,667
Total Cash Receipts	<u>\$ 15,000</u>	<u>\$ 15,000</u>	6,667	<u>\$ (8,333)</u>
<u>Expenditures and Transfers Subject to Budget</u>				
Plant equipment/facility	\$ -	\$ -	4,905	\$ 4,905
Retirement of indebtedness	159,225	159,225	115,000	(44,225)
Interest and fees	530,750	530,750	328,049	(202,701)
Payments to reserves	10,615	10,615	-	(10,615)
Transfers (in)	<u>(550,000)</u>	<u>(550,000)</u>	<u>(550,000)</u>	<u>-</u>
Total Expenditures and Transfers Subject to Budget	<u>\$ 150,590</u>	<u>\$ 150,590</u>	<u>(102,046)</u>	<u>\$ (252,636)</u>
Receipts Over (Under) Expenditures			108,713	
Unencumbered Cash, July 1			<u>1,668,727</u>	
Unencumbered Cash, June 30			<u>\$ 1,777,440</u>	
Unencumbered Cash, June 30			\$ 1,777,440	
Receivables			354	
GAAP fund balance (internal books)			<u>\$ 1,777,794</u>	

Hutchinson Community College and Area Vocational School

**Schedule of Cash Receipts, Expenditures, and Changes in Unencumbered Cash
Budget and Actual - Budgetary Basis
Auxiliary Enterprise Funds - Combined
Year ended June 30, 2012**

	Budgeted Amounts		Actual				Variance With Final Budget Over (Under)
	Original	Final	Student Service Enterprises	Academic Enterprises	Central Administration	Total Budgetary Basis	
<u>Cash Receipts</u>							
Student sources	\$ 313,196	\$ 313,196	\$ 473,537	\$ -	\$ -	\$ 473,537	\$ 160,341
Federal sources	31,845	31,845	-	10,793	-	10,793	(21,052)
Private gifts and grants	477,675	477,675	213,148	-	-	213,148	(264,527)
Sales	7,588,511	7,588,511	5,297,793	269,480	615,890	6,183,163	(1,405,348)
Other	1,401,068	1,401,068	24,275	112,182	1,916	138,373	(1,262,695)
Total Cash Receipts	<u>\$ 9,812,295</u>	<u>\$ 9,812,295</u>	<u>6,008,753</u>	<u>392,455</u>	<u>617,806</u>	<u>7,019,014</u>	<u>\$ (2,793,281)</u>
<u>Expenditures and Transfers Subject to Budget</u>							
Salaries and benefits	\$ 640,700	\$ 640,700	161,674	187,836	39,413	388,923	\$ (251,777)
General operating	2,161,317	2,161,317	596,494	139,019	650,735	1,386,248	(775,069)
Supplies	643,381	643,381	68,990	13,386	171,388	253,764	(389,617)
Scholarships	710,064	710,064	611,880	286	-	612,166	(97,898)
Cost of sales	4,084,879	4,084,879	2,906,707	139,707	-	3,046,414	(1,038,465)
Capital expenses	3,566,055	3,566,055	297,603	2,279	263,522	563,404	(3,002,651)
Loans disbursed	75,000	75,000	-	-	-	-	(75,000)
Mandatory transfers out (in)	550,000	550,000	550,000	-	-	550,000	-
Nonmandatory transfers out (in)	(451,000)	(451,000)	(103,868)	(26,965)	(303,500)	(434,333)	16,667
Total Expenditures and Transfers Subject to Budget	<u>\$ 11,980,396</u>	<u>\$ 11,980,396</u>	<u>5,089,480</u>	<u>455,548</u>	<u>821,558</u>	<u>6,366,586</u>	<u>\$ (5,613,810)</u>
Receipts Over (Under) Expenditures			919,273	(63,093)	(203,752)	652,428	
Unencumbered Cash, July 1			3,264,147	(354,414)	793,426	3,703,159	
Unencumbered Cash, June 30			<u>\$ 4,183,420</u>	<u>\$ (417,507)</u>	<u>\$ 589,674</u>	<u>\$ 4,355,587</u>	*
Unencumbered Cash, June 30			\$ 4,183,420	\$ (417,507)	\$ 589,674	\$ 4,355,587	
Receivables			13,815	51,982	165,888	231,685	
Inventory			957,513	101,307	-	1,058,820	
GAAP fund balance (internal books)			<u>\$ 5,154,748</u>	<u>\$ (264,218)</u>	<u>\$ 755,562</u>	<u>\$ 5,646,092</u>	

* Exempt from Cash-Basis Law (KSA 10-1116).

Hutchinson Community College and Area Vocational School

**Schedule of Cash Receipts, Expenditures, and Changes in Unencumbered Cash
Budget and Actual - Budgetary Basis
Student Service Enterprise Funds
Year ended June 30, 2012**

	Actual						Variance With Final Budget Over (Under)
	Budgeted Amounts						
	Original	Final	Athletics	Campus Store	Student Union	Student Housing	Total Budgetary Basis
<u>Cash Receipts</u>							
Student sources	\$ 313,196	\$ 313,196	\$ 313,645	\$ -	\$ 79,946	\$ 79,946	\$ 473,537
Private gifts and grants	477,675	477,675	213,148	-	-	-	213,148
Sales	5,948,380	5,948,380	9,267	2,866,736	1,144,048	1,277,742	5,297,793
Other	811,504	811,504	5,820	5,606	9,158	3,691	24,275
Total Cash Receipts	<u>\$ 7,550,755</u>	<u>\$ 7,550,755</u>	<u>541,880</u>	<u>2,872,342</u>	<u>1,233,152</u>	<u>1,361,379</u>	<u>6,008,753</u>
<u>Expenditures and Transfers Subject to Budget</u>							
Salaries and benefits	\$ 249,474	\$ 249,474	-	161,674	-	-	161,674
General operating	1,066,472	1,066,472	-	62,656	112,139	421,699	596,494
Supplies	414,043	414,043	-	5,708	471	62,811	68,990
Scholarships	702,606	702,606	611,880	-	-	-	611,880
Cost of sales	3,869,920	3,869,920	-	2,251,404	655,303	-	2,906,707
Capital expenses	2,537,803	2,537,803	-	5,023	26,786	265,794	297,603
Mandatory transfers out (in)	550,000	550,000	-	-	275,000	275,000	550,000
Nonmandatory transfers out (in)	(120,000)	(120,000)	(70,000)	28,132	(62,000)	-	(103,868)
Total Expenditures and Transfers Subject to Budget	<u>\$ 9,270,318</u>	<u>\$ 9,270,318</u>	<u>541,880</u>	<u>2,514,597</u>	<u>1,007,699</u>	<u>1,025,304</u>	<u>5,089,480</u>
Receipts Over (Under) Expenditures			-	357,745	225,453	336,075	919,273
Unencumbered Cash, July 1			112	968,110	662,042	1,633,883	3,264,147
Unencumbered Cash, June 30			\$ 112	\$ 1,325,855	\$ 887,495	\$ 1,969,958	\$ 4,183,420 *
Unencumbered Cash, June 30			\$ 112	\$ 1,325,855	\$ 887,495	\$ 1,969,958	\$ 4,183,420
Receivables			-	12,751	-	1,064	13,815
Inventory			-	957,513	-	-	957,513
GAAP fund balance (internal books)			\$ 112	\$ 2,296,119	\$ 887,495	\$ 1,971,022	\$ 5,154,748

* Exempt from Cash-Basis Law (KSA 10-1116).

Hutchinson Community College and Area Vocational School

**Schedule of Cash Receipts, Expenditures, and Changes in Unencumbered Cash
Budget and Actual - Budgetary Basis
Academic Enterprise Funds
Year ended June 30, 2012**

	Actual												Variance With Final Budget Over (Under)
	Budgeted Amounts Original	Final	Child Care	Ag Mechanics	Crops	Bldg Construct	Livestock	RCIC	OSHA	Mine Safety	Wildland Fire Science	Total Budgetary Basis	
<u>Cash Receipts</u>													
Federal sources	\$ 31,845	\$ 31,845	\$ 8,822	\$ -	\$ 1,971	\$ -	\$ -	\$ -	\$ -	\$ -	\$ -	\$ 10,793	\$ (21,052)
Private gifts and grants	-	-	67	-	-	-	-	-	-	-	-	67	67
Sales	408,173	408,173	78,058	67,972	71,801	-	50,440	1,209	-	-	-	269,480	(138,693)
Other	574,040	574,040	119	-	-	-	-	6,404	10,243	80,005	15,411	112,182	(461,858)
Total Cash Receipts	\$ 1,014,058	\$ 1,014,058	87,066	67,972	73,772	-	50,440	7,613	10,243	80,005	15,411	392,522	\$ (621,536)
<u>Expenditures and Transfers Subject to Budget</u>													
Salaries and benefits	\$ 322,665	\$ 322,665	102,794	-	8,079	-	-	-	-	76,963	-	187,836	\$ (134,829)
General operating	253,314	253,314	16,416	-	6,851	-	87,610	-	662	15,933	11,547	139,019	(114,295)
Supplies	51,978	51,978	1,285	7,447	-	-	-	-	687	2,731	1,236	13,386	(38,592)
Scholarships	7,458	7,458	-	-	-	-	286	-	-	-	-	286	(7,172)
Cost of sales	214,959	214,959	-	72,986	50,703	-	9,061	6,957	-	-	-	139,707	(75,252)
Capital expenses	76,733	76,733	901	-	-	-	-	-	276	1,102	-	2,279	(74,454)
Nonmandatory transfers out (in)	(27,500)	(27,500)	(27,500)	-	-	-	-	-	35	500	-	(26,965)	535
Total Expenditures and Transfers Subject to Budget	\$ 899,607	\$ 899,607	93,896	80,433	65,633	-	96,957	6,957	1,660	97,229	12,783	455,548	\$ (444,059)
Receipts Over (Under) Expenditures			(6,830)	(12,461)	8,139	-	(46,517)	656	8,583	(17,224)	2,628	(63,026)	
Unencumbered Cash, July 1			(76,297)	(118,217)	(17,220)	914	(80,811)	(44,605)	(67,800)	(13,610)	63,232	(354,414)	
Unencumbered Cash, June 30			<u>\$ (83,127)</u>	<u>\$(130,678)</u>	<u>\$ (9,081)</u>	<u>\$ 914</u>	<u>\$(127,328)</u>	<u>\$ (43,949)</u>	<u>\$ (59,217)</u>	<u>\$ (30,834)</u>	<u>\$ 65,860</u>	<u>\$(417,440)</u>	*
Unencumbered Cash, June 30			\$ (83,127)	\$(130,678)	\$ (9,081)	\$ 914	\$(127,328)	\$ (43,949)	\$ (59,217)	\$ (30,834)	\$ 65,860	\$(417,440)	
Receivables			4,783	43,496	-	-	-	-	-	3,703	-	51,982	
Inventory			-	32,667	8,640	-	60,000	-	-	-	-	101,307	
GAAP fund balance (internal books)			<u>\$ (78,344)</u>	<u>\$ (54,515)</u>	<u>\$ (441)</u>	<u>\$ 914</u>	<u>\$ (67,328)</u>	<u>\$ (43,949)</u>	<u>\$ (59,217)</u>	<u>\$ (27,131)</u>	<u>\$ 65,860</u>	<u>\$(264,151)</u>	

* Exempt from Cash-Basis Law (KSA 10-1116).

Hutchinson Community College and Area Vocational School

**Schedule of Cash Receipts, Expenditures, and Changes in Unencumbered Cash
Budget and Actual - Budgetary Basis
Central Administrative Service Funds
Year ended June 30, 2012**

	Actual								Variance With Final Budget Over (Under)	
	Budgeted Amounts			Motor				Total		
	Original	Final	Postage	Pool	Telephone	Copier	Parking	Tuition Advance	Budgetary Basis	
Cash Receipts										
Sales	\$ 1,231,958	\$ 1,231,958	\$ 117,734	\$ 118,285	\$ 101,321	\$ 177,056	\$ 29,273	\$ 72,221	\$ 615,890	\$ (616,068)
Other	15,524	15,524	-	887	1,029	-	-	-	1,916	(13,608)
Total Cash Receipts	\$ 1,247,482	\$ 1,247,482	117,734	119,172	102,350	177,056	29,273	72,221	617,806	\$ (629,676)
Expenditures and Transfers Subject to Budget										
Salaries and benefits	\$ 68,561	\$ 68,561	-	39,413	-	-	-	-	39,413	\$ (29,148)
General operating	841,531	841,531	134,163	58,940	184,165	109,425	1,021	163,021	650,735	(190,796)
Supplies	177,360	177,360	-	135,130	-	36,258	-	-	171,388	(5,972)
Capital expenses	951,519	951,519	-	179,889	83,633	-	-	-	263,522	(687,997)
Loans disbursed	75,000	75,000	-	-	-	-	-	-	-	(75,000)
Nonmandatory transfers out (in)	(303,500)	(303,500)	(26,500)	(280,000)	(55,000)	23,000	-	35,000	(303,500)	-
Total Expenditures and Transfers Subject to Budget	\$ 1,810,471	\$ 1,810,471	107,663	133,372	212,798	168,683	1,021	198,021	821,558	\$ (988,913)
Receipts Over (Under) Expenditures			10,071	(14,200)	(110,448)	8,373	28,252	(125,800)	(203,752)	
Unencumbered Cash, July 1			78,745	149,907	235,990	309,617	369,342	(350,175)	793,426	
Unencumbered Cash, June 30			\$ 88,816	\$ 135,707	\$ 125,542	\$ 317,990	\$ 397,594	\$ (475,975)	\$ 589,674	*
Unencumbered Cash, June 30			\$ 88,816	\$ 135,707	\$ 125,542	\$ 317,990	\$ 397,594	\$ (475,975)	\$ 589,674	
Receivables			1	-	-	7	-	165,880	165,888	
GAAP fund balance (internal books)			\$ 88,817	\$ 135,707	\$ 125,542	\$ 317,997	\$ 397,594	\$ (310,095)	\$ 755,562	

* Exempt from Cash-Basis Law (KSA 10-1116).

SINGLE AUDIT SECTION

Hutchinson Community College and Area Vocational School

Schedule of Expenditures of Federal Awards For the Year Ended June 30, 2012

Federal Grantor/Pass-Through Grantor Program Title	Federal CFDA Number	Identifying Number	Program or Award Amount	Disbursements/ Expenditures
<u>Department of Education</u>				
Direct Programs:				
Supplemental Education Opportunity Grant	84.007	P007A111519	\$ 103,578	\$ 103,078
Federal Work Study Program	84.033	P033A111519	129,180	136,052
PELL Grant 11-12	84.063	P063P110142	7,926,718	7,926,718
Federal Direct Student Loan	84.268	P268K110142	9,084,935	9,084,935
Fund for the Improvement of Postsecondary Education	84.116Z	P116Z100243	250,000	29,055
Passed Through Kansas Board of Regents:				
Adult Education State Grant	84.002		122,195	122,195
Adult Education - Kan-Go	84.191A		1,000	1,000
Adult Education - Kan-Go II	84.191A		20,000	7,436
ARRA - State Fiscal Stabilization Fund	84.394	S394A090017	1,040,951	76,127
Vocational Education - Basic	84.048		251,397	251,397
Vocational Education - State Leadership	84.048		45,420	45,420
Total Department of Education				<u>17,783,413</u>
<u>Department of Labor</u>				
Mine Health and Safety 10-11	17.600	MS -19818-10-55-R-19	83,067	16,070
Mine Health and Safety 11-12	17.600	MS -21276-11-55-R-20	83,067	68,238
State Energy Sector Partnership & Training Project	17.275	GJ-20033-10-60-A-20	323,000	<u>268,332</u>
Total Department of Labor				<u>352,640</u>
<u>Department of Agriculture</u>				
Passed Through State Department of Education:				
Child and Adult Care Food Program	10.558		8,822	<u>8,822</u>
<u>Corporation for National and Community Service</u>				
Retired Senior Volunteer Program 10-11	94.002	10SRWKS010	52,253	52,253
Retired Senior Volunteer Program 11-12	94.002	10SRWKS010	69,672	<u>14,901</u>
Total Retired Senior Volunteer Program				<u>67,154</u>
<u>Department of the Treasury</u>				
Volunteer Income Tax Assistance	21.009	VITA12	19,500	<u>19,500</u>
Total Federal Financial Assistance				<u>\$ 18,231,529</u>

Note 1 - The accompanying schedule of expenditures of federal awards includes the federal grant activity of the College and is presented on the accrual basis of accounting. The information in this schedule is presented in accordance with the requirements of OMB Circular A-133, Audits of States, Local Governments, and Non-Profit Organizations. Some amounts presented in this schedule may differ from amounts presented in, or used in the preparation of, the basic financial statements.



SWINDOLL
JANZEN
HAWK &
LOYD, LLC

Certified Public Accountants

McPherson Office

123 South Main
P.O. Box 1337
McPherson, KS 67460-1137
620.241.1826 office
888.241.1826 toll
620.241.6926 fax

Hutchinson Office

129 West 2nd, Suite A
P.O. Box 2889
Hutchinson, KS 67504-2889
620.662.3358 office
888.414.0123 toll
620.662.3350 fax

**REPORT ON INTERNAL CONTROL OVER FINANCIAL REPORTING
AND ON COMPLIANCE AND OTHER MATTERS BASED ON AN AUDIT OF
FINANCIAL STATEMENTS PERFORMED IN ACCORDANCE
WITH GOVERNMENT AUDITING STANDARDS**

Board of Trustees
Hutchinson Community College and Area Vocational School
Hutchinson, Kansas

We have audited the financial statements of Hutchinson Community College and Area Vocational School and its discretely presented component unit as of and for the year ended June 30, 2012, which collectively comprise the College's basic financial statements and have issued our report thereon dated December 1, 2012. We conducted our audit in accordance with auditing standards generally accepted in the United States of America and the standards applicable to financial audits contained in *Government Auditing Standards*, issued by the Comptroller General of the United States. The financial statements of the Hutchinson Community College Endowment Association were not audited in accordance with *Government Auditing Standards*.

Internal Control Over Financial Reporting

Management of the College is responsible for establishing and maintaining effective internal control over financial reporting. In planning and performing our audit, we considered the College's internal control over financial reporting as a basis for designing our auditing procedures for the purpose of expressing our opinions on the financial statements, but not for the purpose of expressing an opinion on the effectiveness of the College's internal control over financial reporting. Accordingly, we do not express an opinion on the effectiveness of the College's internal control over financial reporting.

A *deficiency in internal control* exists when the design or operation of a control does not allow management or employees, in the normal course of performing their assigned functions, to prevent, or detect and correct misstatements on a timely basis. A *material weakness* is a deficiency, or a combination of deficiencies, in internal control such that there is a reasonable possibility that a material misstatement of the entity's financial statements will not be prevented, or detected and corrected on a timely basis.

Our consideration of internal control over financial reporting was for the limited purpose described in the first paragraph of this section and was not designed to identify all deficiencies in internal control over financial reporting that might be deficiencies, significant deficiencies, or material weaknesses. We did not identify any deficiencies in internal control over financial reporting that we consider to be material weaknesses, as defined above. However, we identified a certain deficiency in internal control over financial reporting, described in the accompanying schedule of findings and questioned costs that we consider to be a significant deficiency in internal control over financial reporting, (12-1). A *significant deficiency* is a deficiency, or a combination of deficiencies, in internal control that is less severe than a material weakness, yet important enough to merit attention by those charged with governance.

Compliance and Other Matters

As part of obtaining reasonable assurance about whether the College's financial statements are free of material misstatement, we performed tests of its compliance with certain provisions of laws, regulations, contracts, and grant agreements, noncompliance with which could have a direct and material effect on the determination of financial statement amounts. However, providing an opinion on compliance with those provisions was not an objective of our audit and, accordingly, we do not express such an opinion. The results of our tests disclosed no instances of noncompliance or other matters that are required to be reported under *Government Auditing Standards*.

We noted certain matters that we reported to management of the College, in a separate letter dated December 1, 2012.

The College's response to the findings identified in our audit is described in the accompanying schedule of findings and questioned costs. We did not audit the College's response and, accordingly, we express no opinion on it.

This report is intended solely for the information and use of management, Board of Trustees, federal awarding agencies, and pass-through entities and is not intended to be and should not be used by anyone other than these specified parties.

Swindoll, Janzen, Hawk & Loyd, LLC

Swindoll, Janzen, Hawk, & Loyd, LLC

December 1, 2012



SWINDOLL
JANZEN
HAWK &
LOYD, LLC

Certified Public Accountants

McPherson Office
123 South Main
P.O. Box 1337
McPherson, KS 67460-1137
620.241.1826 office
888.241.1826 toll
620.241.6926 fax

Hutchinson Office
129 West 2nd, Suite A
P.O. Box 2889
Hutchinson, KS 67504-2889
620.662.3358 office
888.414.0123 toll
620.662.3350 fax

**INDEPENDENT AUDITOR'S REPORT ON COMPLIANCE WITH REQUIREMENTS THAT
COULD HAVE A DIRECT AND MATERIAL EFFECT ON EACH MAJOR PROGRAM AND ON
INTERNAL CONTROL OVER COMPLIANCE IN ACCORDANCE WITH OMB CIRCULAR A-133**

Board of Trustees
Hutchinson Community College and Area Vocational School
Hutchinson, Kansas

Compliance

We have audited the compliance of Hutchinson Community College and Area Vocational School (College) with the types of compliance requirements described in the *OMB Circular A-133 Compliance Supplement* that could have a direct and material effect on each of the College's major federal programs for the year ended June 30, 2012. The College's major federal programs are identified in the summary of auditor's results section of the accompanying schedule of findings and questioned costs. Compliance with the requirements of laws, regulations, contracts, and grants applicable to each of its major federal programs is the responsibility of the College's management. Our responsibility is to express an opinion on the College's compliance based on our audit.

We conducted our audit of compliance in accordance with auditing standards generally accepted in the United States of America; the standards applicable to financial audits contained in *Government Auditing Standards*, issued by the Comptroller General of the United States; and OMB Circular A-133, *Audits of States, Local Governments, and Non-Profit Organizations*. Those standards and OMB Circular A-133 require that we plan and perform the audit to obtain reasonable assurance about whether noncompliance with the types of compliance requirements referred to above could have a direct and material effect on a major federal program occurred. An audit includes examining, on a test basis, evidence about the College's compliance with those requirements and performing such other procedures as we considered necessary in the circumstances. We believe that our audit provides a reasonable basis for our opinion. Our audit does not provide a legal determination on the College's compliance with those requirements.

In our opinion, Hutchinson Community College and Area Vocational School complied, in all material respects, with the compliance requirements referred to above that could have a direct and material effect on each of its major federal programs for the year ended June 30, 2012.

Internal Control Over Compliance

The management of Hutchinson Community College and Area Vocational School is responsible for establishing and maintaining effective internal control over compliance with requirements of laws, regulations, contracts, and grants applicable to federal programs. In planning and performing our audit, we considered the College's internal control over compliance with the requirements that could have a direct and material effect on a major federal program to determine our auditing procedures for the purpose of expressing our opinion on compliance, and to test and report on internal control over compliance in accordance with OMB Circular A-133, but not for the purpose of expressing an opinion on the effectiveness of internal control over compliance. Accordingly, we do not express an opinion on the effectiveness of the College's internal control over compliance.

A *deficiency in internal control over compliance* exists when the design or operation of a control over compliance does not allow management or employees, in the normal course of performing their assigned functions, to prevent, or detect and correct, noncompliance with a type of compliance requirement of a federal program on a timely basis. A *material weakness in internal control over compliance* is a deficiency, or combination of deficiencies, in internal control over compliance, such that there is a reasonable possibility that material noncompliance with a type of compliance requirement of a federal program will not be prevented, or detected and corrected, on a timely basis.

Our consideration of internal control over compliance was for the limited purpose described in the first paragraph of this section and was not designed to identify all deficiencies in internal control over compliance that might be deficiencies, significant deficiencies, or material weaknesses. We did not identify any deficiencies in internal control over compliance that we consider to be material weaknesses, as defined above.

The College's responses to the findings identified in our audit are described in the accompanying schedule of findings and questioned costs. We did not audit the College's responses and, accordingly, we express no opinion on the responses.

This report is intended solely for the information and use of management, Board of Trustees, federal awarding agencies, and pass-through entities and is not intended to be and should not be used by anyone other than these specified parties.

Swindoll, Janzen, Hawk & Loyd, LLC

Swindoll, Janzen, Hawk, and Loyd, LLC

December 1, 2012

**Hutchinson Community College and Area Vocational School
Hutchinson, Kansas**

**Schedule of Findings and Questioned Costs
For the Year Ended June 30, 2012**

SUMMARY OF AUDITOR'S RESULTS

1. The auditor's report expresses an unqualified opinion on the financial statements of Hutchinson Community College and Area Vocational School, Hutchinson, Kansas.
2. Significant deficiencies relating to the audit of the financial statements are reported in the Report on Internal Control over Financial Reporting and on Compliance and Other Matters Based on an Audit of Financial Statements Performed in Accordance With *Government Auditing Standards*.
3. No instances of noncompliance material to the financial statements of Hutchinson Community College and Area Vocational School, Hutchinson, Kansas, which would be required to be reported in accordance with *Government Auditing Standards*, were disclosed during the audit.
4. No significant deficiencies related to the audit of the major federal award programs as reported in the Report on Compliance with Requirements that Could Have a Direct and Material Effect on Each Major Program and Internal Control over Compliance in Accordance with OMB Circular A-133.
5. The auditor's report on compliance for the major federal award programs for Hutchinson Community College and Area Vocational School, Hutchinson, Kansas expresses an unqualified opinion.
6. There are no audit findings that are required to be reported in accordance with Section 510(a) of OMB Circular A-133.
7. The programs tested as major programs include:

	<u>CFDA No.</u>
Student Financial Aid Programs:	
Federal Supplemental Educational Opportunity Grant Program	84.007
Federal Work-Study Program	84.033
Federal PELL Grant Program	84.063
Federal Direct Student Loan Program	84.268
Academic Competitiveness Grant	84.375
8. The threshold for distinguishing Types A and B program was \$300,000.
9. Hutchinson Community College and Area Vocational School, Hutchinson, Kansas qualified as a low-risk auditee.

**Hutchinson Community College and Area Vocational School
Hutchinson, Kansas**

**Schedule of Findings and Questioned Costs
For the Year Ended June 30, 2012**

FINDINGS--FINANCIAL STATEMENTS AUDIT

12-01 SIGNIFICANT DEFICIENCY – CAPITAL ASSETS

Condition: The College's current capital asset policies and procedures do not allow for management to maintain an efficient, effective, or accurate capital asset records system.

Criteria: Capital asset policies and procedures should be in place to allow for management to efficiently, effectively, and accurately maintain their capital asset records.

Effect: Potentially, errors or irregularities could occur and go undetected in several ways. Assets could also be in existence, which are not on capital asset records. Assets could be on the records, but no longer exist. Also, assets could be located in inappropriate locations and used for inappropriate purposes.

Recommendation: We recommend that a College-wide memo be sent to all employees that purchase and maintain capital assets as to the procedures and policies of the College in purchasing, maintaining, and disposing of capital assets.

Response by management: Management agrees with this finding. Employees will be informed of the College's policies and procedures with regard to capital assets.

FINDINGS AND QUESTIONED COSTS--MAJOR FEDERAL AWARD PROGRAMS AUDIT

There were no reportable findings for the year ended June 30, 2012.

Hutchinson Community College and Area Vocational School

**Summary Schedule of Prior Year Audit Findings
For the Year Ended June 30, 2012**

FINDINGS AND QUESTIONED COSTS--MAJOR FEDERAL AWARD PROGRAMS AUDIT

There were no reportable findings for the year ended June 30, 2011.